



**ACT**  
Government

**GAMBLING  
AND  
RACING  
COMMISSION**

# COMMUNITY CONTRIBUTIONS MADE BY GAMING MACHINE LICENSEES

1 JULY 2010 – 30 JUNE 2011



**COMMUNITY CONTRIBUTIONS  
MADE BY  
GAMING MACHINE LICENSEES**

**A REPORT BY THE**



**FOR THE PERIOD**

**1 JULY 2010 TO 30 JUNE 2011**

© Australian Capital Territory, Canberra 10/2011

This work is copyright. Apart from any use as permitted under the *Copyright Act 1968*, no part may be reproduced by any process without written permission from the ACT Gambling and Racing Commission, PO Box 214, CIVIC SQUARE ACT 2608.

Enquiries about this publication should be directed to the ACT Gambling and Racing Commission.

<http://www.gamblingandracing.act.gov.au>

Phone + 61 2 6207 0359

Fax: + 61 2 6207 7372

Mr Andrew Barr MLA  
Minister for Economic Development  
ACT Legislative Assembly  
London Circuit  
CANBERRA ACT 2601

Dear Minister


On behalf of the ACT Gambling and Racing Commission I have pleasure in submitting its report to you on the community contributions made by gaming machine licensees for the financial year 2010-2011.

This report has been prepared in accordance with section 167 of the *Gaming Machine Act 2004* (the Act) and meets the Commission's statutory responsibilities outlined in the Act.

As required by the Act, the Commission's report covers compliance by the gaming machine licensees and analyses the extent to which licensees used their revenue to make community contributions during the year.

In accordance with section 168 of the Act you are required to table this report in the Legislative Assembly within 6 sitting days of receiving the report.

Yours sincerely



Greg Jones  
Chief Executive

24 October 2011

## CONTENTS

<b>1. INTRODUCTION.....</b>	<b>1</b>
<b>2. ASSESSMENT AND AUDIT PROGRAM.....</b>	<b>2</b>
<b>3. AMENDMENTS TO THE 2009-10 REPORT .....</b>	<b>3</b>
<b>4. COMPLIANCE BY LICENSEES .....</b>	<b>4</b>
<b>5. THE EXTENT OF COMMUNITY CONTRIBUTIONS BY CLUBS.....</b>	<b>6</b>
<b>6. THE EXTENT OF COMMUNITY CONTRIBUTIONS BY HOTELS AND TAVERNS.....</b>	<b>10</b>
<b>ATTACHMENT A – <i>Gaming Machine Act 2004</i> .....</b>	<b>11</b>
<b>ATTACHMENT B – <i>Gaming Machine Regulation 2004</i>.....</b>	<b>15</b>
<b>ATTACHMENT C – Required &amp; Actual Community Contributions – Licensed Clubs..</b>	<b>20</b>
<b>ATTACHMENT D – Categories Eligible Community Contributions – Licensed Clubs..</b>	<b>22</b>
<b>ATTACHMENT E – Community Contributions Summary – Hotel/Tavern Licensees....</b>	<b>24</b>
<b>ATTACHMENT F – Contributions To Registered Parties &amp; Associated Entities.....</b>	<b>25</b>

## 1. INTRODUCTION

This report meets the requirements of section 167 of the *Gaming Machine Act 2004* (the Act) which obliges the ACT Gambling and Racing Commission to report to the Minister within four months of the end of the financial year on community contributions made by gaming machine licensees. The report provides a summary of the extent of compliance by licensees and an analysis of the extent to which revenue received by licensees has been used to make community contributions during the period 1 July 2010 to 30 June 2011. The report also includes statistical information compiled from the details of contributions supplied by gaming machine licensees for the financial year.

Mandatory reporting of community contributions made by licensees was introduced in 1997. The Commissioner for ACT Revenue produced the first two reports and subsequent reporting became the responsibility of the ACT Gambling and Racing Commission following its establishment in December 1999.

Part 12 of the Act contains the primary legislative provisions dealing with community contributions and for ease of reference the legislation relevant to the reporting period is included at Attachment A to this report. Guidelines for approving contributions in Part 9 of the *Gaming Machine Regulation 2004* (the Regulation) relevant to the reporting period are at Attachment B.

The legislation outlines broad purposes that contributions must meet to be approved as community contributions and identifies some types of expenditure that would not be approved as community contributions. The Regulations provide guidelines for approving contributions to further assist the Commission and licensees regarding the general criteria for each of the categories of community contributions.

In brief, for the 2010-11 financial year a licensee that is a club was required to make a minimum level of community contributions equal to 7% of the club's net gaming machine revenue (NGMR). NGMR, as defined in the legislation, is calculated as follows:

Gross Gaming Machine Revenue (GGMR) derived by the licensee, less:

- a) any amount of gaming machine tax payable on the GGMR; and
- b) 24% of GGMR.

GGMR is the total of all moneys inserted into machines less winnings to players and approved amounts set aside for the payment of linked jackpots. The 24% deduction is recognition of the expenses a licensee incurs in gaming machine operations.

For a hotel or tavern licensee, it is not mandatory for them to make any contributions although it is compulsory for them to keep records and report the details of any contributions made. If no contributions are made in the reporting period, a nil report must be submitted.

All licensees must report to the Commission the total value of contributions to registered parties and associated entities (see *Electoral Act 1992*). These contributions are reported by the Commission for continuity of historical data even though there has been no statutory requirement to report such information to the Minister since the introduction of the Act in 2004.

## **2. ASSESSMENT AND AUDIT PROGRAM**

On receipt of each licensee's report of its community contributions the Commission conducts a preliminary examination of each reported contribution. The purpose is to ascertain *prima facie* its eligibility as a community contribution pursuant to the Act.

In instances where there is doubt about the eligibility of a contribution, licensees are contacted and afforded the opportunity to provide additional information before the Commission approves or declines to approve the contribution. In situations where no responses were provided the proposed contributions were not approved as they could not be verified as being eligible by the Commission.

In relation to the reported contributions for 2010-11, club contributions totalling \$5,316,437.97 (31.16% of total claimed club contributions) involving 25 clubs were considered ineligible for approval as community contributions and consequently were not approved. One licensee claimed \$5,251,700.99 in community contributions for the purchase of a club venue and associated leased commercial outlets that were part of that venue. This claim was not eligible under the legislative requirements and was therefore rejected. A further \$430 in contributions from two Tavern licensees were also considered ineligible.

Following the Minister's tabling of the Commission's report, the Commission commences a more comprehensive audit program of reported contributions as a part of the overall audit program of licensees. Discrepancies that are discovered which result in a material change to a licensee's community contributions are noted for inclusion in the following year's report, and if applicable, notices of shortfall tax liabilities are issued.

### 3. AMENDMENTS TO THE 2009-10 REPORT

During 2010-11 the Commission conducted sixty-two (62) audits concerning the verification of community contributions claimed for the 2009-10 financial year. The Commission’s audits resulted in minor amendments to the 2009-10 financial year’s community contributions statistics for both clubs and hotels/taverns. The two tables that follow outline the final amendments to the contribution categories for each reporting group.

The Commission’s focus has been on ensuring licensees are aware of their legislative obligations and ensuring compliance with these obligations.

#### CLUBS

The large amendment to the Sport and Recreation category for clubs is due in part to two related licensees failing to deduct income totalling \$137,154 derived from sponsoring sporting activities where the licensee received reciprocal benefits and a licensee claiming capital expenditure of \$42,720 which had already been claimed under the community infrastructure category.

**Table 1. Amendments to the 2009-10 Community Contribution Categories for Clubs**

Category	Amendment \$	2009-10 Reported Totals		2009-10 Amended Totals	
		\$	%	\$	%
Charitable and Social Welfare	- 5,732	841,864	6.20	836,132	6.32
Problem Gambling (adjusted) <sup>1</sup>	- 4,249	343,871	2.53	339,622	2.57
Sport and Recreation	- 250,787	9,036,516	66.57	8,785,729	66.38
Women’s Sport (adjusted)	- 50,020	435,763	3.21	385,743	2.91
Non-Profit Activities	- 25,869	2,064,145	15.21	2,038,276	15.40
Community Infrastructure	- 1,435	851,755	6.28	850,320	6.42
<b>Totals</b>	<b>- 338,092</b>	<b>13,573,914</b>	<b>100.00</b>	<b>13,235,822</b>	<b>100.00</b>

#### HOTELS AND TAVERNS

There were no major amendments to any one hotel or tavern licensee resulting from the Commission’s audit program.

**Table 2. Amendments to the 2009-10 Community Contribution Categories for Hotels and Taverns**

Category	Amendment \$	2009-10 Reported Totals		2009-10 Amended Totals	
		\$	%	\$	%
Charitable and Social Welfare	- 1,341	10,274	24.96	8,933	23.30
Problem Gambling (adjusted)	-	-	-	-	-
Sport and Recreation	- 1,483	30,890	75.04	29,407	76.70
Women’s Sport (adjusted)	-	-	-	-	-
Non-Profit Activities	-	-	-	-	-
Community Infrastructure	-	-	-	-	-
<b>Totals</b>	<b>- 2,824</b>	<b>41,164</b>	<b>100.00</b>	<b>38,340</b>	<b>100.00</b>

Note that the amended figures for the 2009-10 financial year are used for comparative purposes throughout the remainder of the report.

<sup>1</sup> Throughout this report ‘adjusted’ refers to the \$4:\$3 incentive applied to the amount contributed.

## 4. COMPLIANCE BY LICENSEES

### Requirements

Section 165 of the Act requires a licensee to record for each community contribution made by the licensee:

- the entity to which, and the purpose for which, each contribution was made; and
- the amount or value of the contribution and the date when, or the period over which, it was made.

To assist licensees in providing the community contributions information, reporting pro-forma have been developed by the Commission.

Section 166 of the Act requires a licensee to give the Commission within one month of the end of the financial year a copy of the records kept under section 165 of the Act. In addition, information specifying the licensee's GGMR, NGMR, total value of contributions and total value of contributions to registered parties and their associated political entities must be provided.

The Act requires the Commission to analyse and report on the extent to which gaming machine revenue received by licensees was being used to make contributions to the community during the 2010-11 financial year.

In general terms, community contributions approved under the Act are to be for the benefit of the general public or community. The contributions should have the effect of:

- contributing to or supporting the development of the community; or
- raising the standard of living of the community or part of the community.

Reported community contributions are defined and segregated, in accordance with the guidelines described in the Regulation, into each of the five categories indicated below:

- (i) *Charitable and Social Welfare;*
- (ii) *Problem Gambling;*
- (iii) *Sport and Recreation;*
- (iv) *Non-Profit Activities; and*
- (v) *Community Infrastructure.*

More comprehensive information on these categories is given at Attachment B.

There are two incentive schemes in the Act which have been included to encourage gaming machine licensees to increase their community contributions to women's sport and to assist problem gambling issues. The incentive schemes allow a licensee to claim \$4 for every \$3 spent on eligible contributions in these two areas. In light of these schemes, contributions to Women's Sport and Problem Gambling are reported as separate categories.

The minimum required percentage of community contribution for clubs is 7% of NGMR. There is no minimum requirement for hotels and taverns.

**Compliance**

As at 30 June 2011 there were 57 clubs and 11 hotel/tavern gaming machine licensees that were required to submit reports pursuant to section 166 of the Act. In addition, the Southern Cross Club Turner submitted a report despite its licence having been surrendered upon the transfer of the Yamba Sports Club to its Turner premises on 28 June 2011. One of the 11 hotel/tavern gaming machine licensees, the Calwell Tavern, did not lodge a report by the statutory deadline of 31 July 2011 as its licence was surrendered on 22 July 2011.

1 licensee submitted its report later than 31 July 2011 despite reminders from the Commission. Table 3 lists the licensee that breached section 166 of the Act by submitting a late report.

**Table 3. Late Submissions – Breach of Section 166 of the Act**

<b>Licensee</b>	<b>No. of days late submitting report</b>
Canberra Bowling Club	8

Following the conduct of the disciplinary process outlined in the legislation the Canberra Bowling Club received a financial penalty of \$150.

In accordance with section 172 of the Act, any shortfall in contributions below the required level of 7% of NGMR is required to be paid as a Community Contribution Shortfall Tax. All clubs made the required minimum community contribution level of 7% of NGMR and as a consequence no Community Contribution Shortfall Tax assessments have been issued.

In circumstances where a club had an annual gross gaming machine revenue of less than \$200,000, the legislation provides for the club to apply to the Minister for a lower required percentage of community contributions. The club must demonstrate that its viability would be brought into question if required to meet the full 7% of NGMR. No applications were received for 2010-11 from licensees seeking a determination from the Minister for a lower percentage.

## 5. THE EXTENT OF COMMUNITY CONTRIBUTIONS BY CLUBS

Table 4 below details the total value of approved community contributions by club gaming machine licensees for the last nine financial years:

**Table 4. Community Contributions and Proportion of NGMR\***

Financial Year	Total Approved Community Contributions (amended) \$m	Total Club NGMR \$m	Community Contributions as a % of NGMR	% change of contributions from previous year
2010-11	11.743	100.935	11.63	11.28 decrease
2009-10	13.236	97.635	13.56	3.17 decrease
2008-09	13.669	98.647	13.86	4.64 decrease
2007-08	14.334	100.253	14.30	12.02 increase
2006-07	12.796	109.406	11.70	2.06 increase
2005-06	12.538	113.075	11.09	4.33 decrease
2004-05	13.106	108.474	12.08	4.61 decrease
2003-04	13.739	112.943	12.17	13.16 decrease
2002-03	15.821	110.164	14.36	20.36 increase

\* NGMR is Net Gaming Machine Revenue as defined in the Gaming Machine Act 2004

Table 4 indicates that the total value of approved (eligible) contributions has decreased whilst the level of NGMR has increased compared to the previous financial year. The proportion of community contributions to NGMR has decreased.

Table 5 provides a summary of:

- total contributions made to each category;
- each category's proportion of the total community contributions; and
- a comparison of each category's proportion of total contributions for 2010-11 and the previous reporting period, 2009-10.

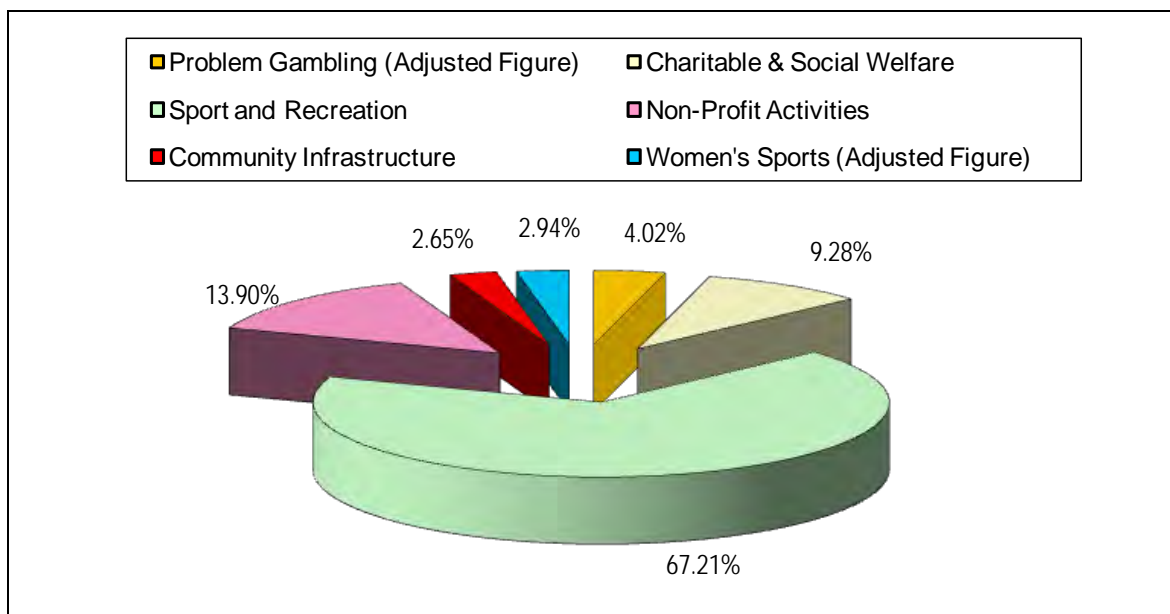
**Table 5. Contributions by Clubs**

Contribution Category	2010-11 Amount (\$)	2009-10 Amount (amended) (\$)	% Change from 2009-10	2010-11 % of Total Contributions	2009-10 % of Total Contributions
Charitable & Social Welfare	1,089,430	836,132	30.29	9.28	6.32
Problem Gambling (adjusted)	471,589	339,622	38.86	4.02	2.57
Sport and Recreation	7,892,863	8,785,729	-10.16	67.21	66.38
Women's Sport (adjusted)	344,782	385,743	-10.62	2.94	2.91
Non-Profit Activities	1,633,271	2,038,276	-19.87	13.90	15.40
Community Infrastructure	311,331	850,320	-63.39	2.65	6.42
<b>Total</b>	<b>11,743,266</b>	<b>13,235,822</b>	<b>-11.28</b>	<b>100.00</b>	<b>100.00</b>

In accordance with section 166 of the Act, in 2010-11 eighteen clubs reported contributions amounting to \$1,065,668 to registered parties and associated entities. Individual club contributions are listed at Attachment F.

Figure 1 shows the proportion of community contributions provided to each category.

**Figure 1. Percentage of Total Club Contributions 2010-11**



The level of contributions to the Sport and Recreation category consistently and significantly outweighs the combined totals of the other categories. This outcome highlights the fact that the support and development of sporting activities are among the principal objectives of many clubs and the expenditure consumed in pursuit of those objectives can be claimed as a community contribution.

The Commission notes the following observations in relation to club community contributions experienced in 2010-11:

- (i) a significant increase in contributions going to Charitable and Social Welfare and Problem Gambling; and
- (ii) a significant decrease in the percentage of total club contributions to Non-Profit Activities and Community Infrastructure.

The increase in contributions going to Charitable and Social Welfare organisations may be attributed to recent natural disasters such as the Queensland floods and cyclones.

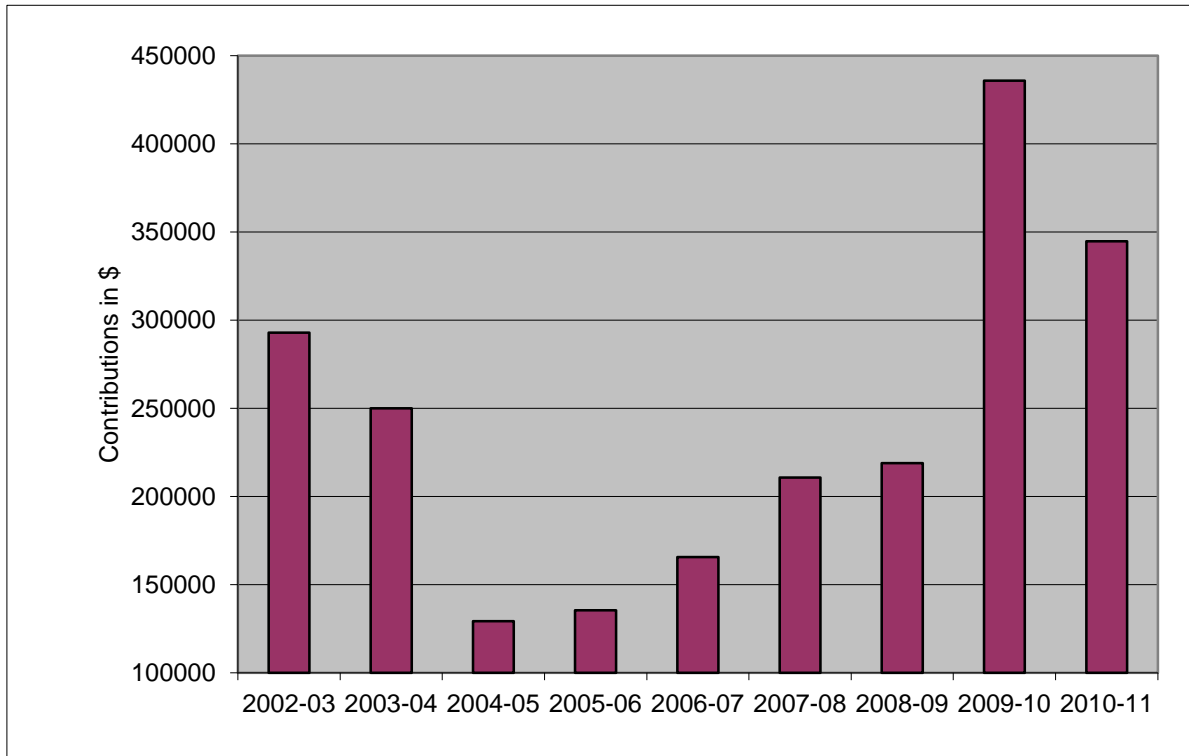
The decrease in contributions to Community Infrastructure is attributable to one club group investing significant amounts to upgrade its football ground and Golf Course facilities last year that was not repeated in the current financial year.

The increase in Problem Gambling contributions is attributable to payments held over from the previous financial period having been included in the 2010-11 financial year.

### Women's Sport

The contributions to Women's Sport decreased by \$40,961 or approximately -10.62% from the previous year and Figure 2 below shows the trends in this category since the introduction of the incentive.

**Figure 2. Women's Sport Contributions**



### Problem Gambling

The problem gambling incentive was introduced in December 2007. A comparative analysis of problem gambling contributions made by gaming machine licensees for the last two financial years is provided in Table 6 below.

**Table 6. Problem Gambling Contributions by Clubs**

	<b>2010-11</b>	<b>2009-10 (amended)</b>	<b>Change</b>
Number of licensees contributing	31	33	-2
Contribution total (actual)	\$353,692	\$254,717	\$98,975
Contribution total (adjusted)	\$471,589	\$339,622	\$131,967 (38.86% increase)

Part of the increase in the contribution level for 2010-11 in comparison to 2009-10 is attributable to the holding over of some payments for an on-going problem gambling assistance program scheduled to be made by licensees during the 2009-10 financial year that were actually made during the reporting period.

## Other Statistics

There is a wide range in the level of individual club contributions<sup>2</sup>. While the smaller clubs provide a much lower dollar amount, their contributions as a proportion of their NGMR is significantly higher on average than for the larger clubs. In the reporting period the:

- 20 clubs that had the *highest* NGMR for the financial year had an average contribution percentage of 11.26% and provided an amount of \$9,554,918 or 81.37% of the total club contributions;
- 20 clubs with the *lowest* NGMR for the financial year had an average contribution percentage of 23.41% and provided an amount of \$386,636 or 3.29% of the total club contributions; and
- remaining 18 clubs had an average contribution percentage of 12.52% and contributed \$1,801,712 or 15.34% of the total club contributions.

The clubs' reports also show that:

- 12 clubs declared contributions in excess of 20% of NGMR. In respect of some small clubs, their total contributions exceeded their NGMR because income from other sources was used for community contributions;
- 46 clubs declared contributions between 7% and 20% of NGMR; and
- no clubs reported a level of contributions below the minimum 7% requirement.

Table 7 provides a summary of the number of clubs that contributed in each category and an average amount of each contribution.

**Table 7. Average Contribution per Category 2010-11**

<b>Contribution Category</b>	<b>Total Contributions (\$)</b>	<b>Number of Contributing Clubs</b>	<b>Average Contribution Per Contributing Club (\$)</b>
Charitable and Social Welfare	1,089,430	46	23,683
Problem Gambling (adjusted)	471,589	31	15,213
Sport and Recreation	7,892,863	55	143,507
Women's Sport (adjusted)	344,782	23	14,991
Non-Profit Activities	1,633,271	47	34,750
Community Infrastructure	311,331	8	38,916
<b>Total</b>	<b>11,743,266</b>		

A summary of the "Required and Actual Community Contributions" for the individual clubs is at Attachment C. A further summary detailing the contributions by individual clubs to the various categories is at Attachment D.

<sup>2</sup> The gaming machine licensee Southern Cross Club Turner that surrendered its licence on 28 June 2011 was included in these calculations.

## 6. THE EXTENT OF COMMUNITY CONTRIBUTIONS BY HOTELS AND TAVERNS

Hotels and taverns are required to report on their community contributions or to submit a nil report if no contributions have been made during the reporting period. The categories of community contributions including Women’s Sport and Problem Gambling that apply to clubs also apply to hotels and taverns. However, the statistical information for hotels and taverns is based on the gross gaming machine revenue (GGMR) consistent with the legislative reporting requirements.

For the hotel/tavern group of licensees, GGMR in 2010-11 was \$638,312. These licensees contributed \$19,553 to the community, which represents 3.06% of their GGMR. In 2009-10 the total contributions amounted to \$38,340, representing 6.54% of their total GGMR of \$586,424. Table 8 below provides the amount of contributions made by hotel and tavern gaming machine licensees to each category.

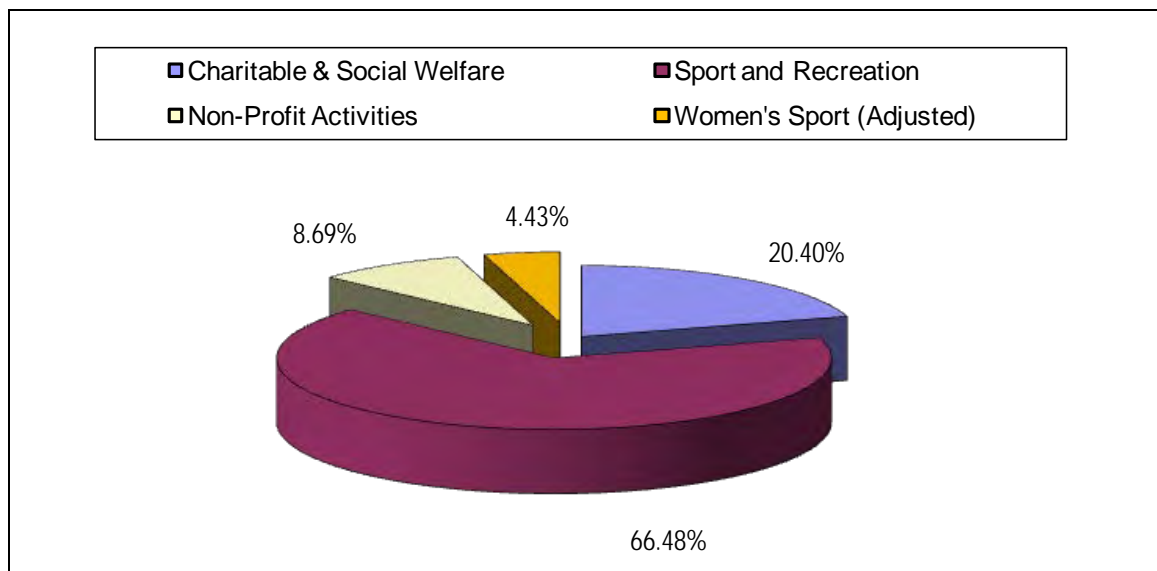
**Table 8. Contributions by Hotels and Taverns**

Contribution Category	2010-11 Amount (\$)	2009-10 Amount (amended) (\$)	% Change from 2009-10	2010-11 % of GGMR*	2010-11 % of Total Contributions	2009-10 % of Total Contributions
Charitable & Social Welfare	3,988	8,933	-55.36	0.63	20.40	23.30
Problem Gambling (adjusted)	-	-	-	-	-	-
Sport and Recreation	12,998	29,407	-55.80	2.03	66.48	76.70
Women’s Sport (adjusted)	867	-	-	0.13	4.43	-
Non-Profit Activities	1,700	-	-	0.27	8.69	-
Community Infrastructure	-	-	-	-	-	-
<b>Total</b>	<b>19,553</b>	<b>38,340</b>	<b>-49.00</b>	<b>3.06</b>	<b>100.00</b>	<b>100.00</b>

\* GGMR is Gross Gaming Machine Revenue as defined in the Gaming Machine Act 2004

Figure 3 shows the proportion of community contributions provided to each category.

**Figure 3. Percentage of Hotel/Tavern Contributions 2010-11**



A summary of community contributions for each hotel and tavern gaming machine licensee is at Attachment E. This attachment identifies each hotel/tavern, the relevant GGMR, the number of gaming machines and the contributions to the various categories.

## *Gaming Machine Act 2004*

### Part 12                      Community contributions

#### 164                      Approval of community contributions

(1) The commission may approve contributions made by a licensee to a stated entity for a stated purpose as community contributions if satisfied the contributions will have the effect of—

- (a) contributing to or supporting the development of the community; or
- (b) raising the standard of living of the community or part of the community.

##### **Examples of areas of contributions**

- 1        charitable and social welfare
- 2        sport and recreation
- 3        non-profit activities
- 4        community infrastructure

*Note*        An example is part of the Act, is not exhaustive and may extend, but does not limit, the meaning of the provision in which it appears (see Legislation Act, s 126 and s 132).

(2) The regulations may make provision in relation to contributions, including—

- (a) guidelines for approving contributions as community contributions; and
- (b) how contributions may be claimed.

##### **Example**

A capital payment may be claimed proportionately over a number of years.

(3) In this section:

***community*** includes a community outside the ACT.

***contribution***, by a licensee—

- (a) includes the value of a contribution made in kind by the licensee; but
- (b) does not include the following:
  - (i) expenditure on commercial activities, or, if the licensee is a club, on the social or entertainment activities of the club for its members;
  - (ii) expenditure intended to promote the licensee's activities;
  - (iii) expenditure in relation to gambling (for example, the purchase of gaming machines);
  - (iv) capital payments for assets owned, controlled or being acquired by the licensee or an associated organisation that are not available to be used by the public;
  - (v) capital payments or other expenditure on assets owned, controlled or being acquired by the licensee, if the assets are not in the ACT;
  - (vi) notional provisions (for example, long service and annual leave), other than depreciation;
  - (vii) depreciation in relation to a capital payment mentioned in paragraph (iv) or (v);
  - (viii) depreciation in relation to a capital payment that is an approved contribution;
  - (ix) a capital payment if depreciation in relation to the payment is an approved contribution;

- (x) a contribution made out of donations collected by the licensee, or out of the proceeds of any special fundraising activity conducted by the licensee;
- (xi) a contribution to a business association, registered party, associated entity or trade union;
- (xii) if a contribution is made on a condition—the value to the licensee of that condition being fulfilled;
- (xiii) if an asset is otherwise a contribution—the value of any income earned from the asset (for example, entry or hiring fees);
- (xiv) a contribution made to another licensee under a reciprocal arrangement or agreement;
- (xv) the cost of borrowing funds to acquire an asset.

### **165 Records of contributions**

- (1) A licensee must record each community contribution made by the licensee, stating—
  - (a) the entity to which, and the purpose for which, each contribution was made; and
  - (b) the amount or value of the contribution and the date when, or period over which, it was made.

Maximum penalty: 20 penalty units.

- (2) To remove any doubt, a record must relate to single licensed premises.
- (3) An offence against this section is a strict liability offence.

### **166 Report about records and finances**

- (1) Within 1 month after the end of a financial year, a licensee must give the commission a copy of the records kept under section 165 that relate to the financial year, together with a financial report for the financial year.

Maximum penalty: 20 penalty units.

- (2) In this section:

*financial report* means a report about the following:

- (a) the gross revenue of the licensee;
- (b) if the licensee is a club—the net revenue of the licensee;
- (c) the total value of community contributions;
- (d) the total value of contributions to registered parties and associated entities.

*Note* If a form is approved under the Control Act, s 53D for a financial report, the form must be used.

### **167 Commission must report to Minister**

Within 4 months after the end of the financial year, the commission must give the Minister a report—

- (a) summarising the extent of compliance by licensees with section 165 and section 166 for the financial year; and
- (b) analysing the extent to which revenue received by licensees was being used to make community contributions during the financial year.

## **168 Minister must present commission's report**

The Minister must present a report given to the Minister under section 167 to the Legislative Assembly within 6 sitting days after the day the Minister receives the report.

## **169 Required community contributions**

(1) For a licensee that is a club, the *required community contribution* for a financial year is the required percentage of the club's net revenue for the financial year.

(2) In subsection (1):

*required percentage*, for a club, means—

(a) 7%; or

(b) if the Minister determines a different percentage under subsection (3) for the club—that percentage.

(3) The Minister may, in writing, determine a lower required percentage for a club if satisfied, on application by the club, that—

(a) the gross revenue of the club for a financial year is, or is likely to be, less than \$200 000; and

(b) if the required percentage for the club were 7%, the application of subsection (1) to the club would so seriously affect the club's viability that it would not be just and equitable in the circumstances for that subsection to apply to the club.

(4) A determination under subsection (3) is a disallowable instrument.

*Note* A disallowable instrument must be notified, and presented to the Legislative Assembly, under the Legislation Act.

## **170 Corporations with several licences**

(1) This section applies to a club that is a licensee if a corporation owns the club and at least 1 other club that is a licensee.

(2) In working out the community contributions for the club, common expenditure on behalf of the different clubs must be allocated between the clubs in proportion to the number of gaming machines operated by each club.

## **171 Women's sport community contributions**

(1) For every \$3 of women's sport community contributions that a licensee contributes to an entity under section 164 (1), the licensee's required community contributions must be worked out as if the licensee had contributed \$4.

(2) In this section:

*women's sport community contributions* means community contributions that the commission is satisfied will benefit or enhance women's sport conducted in the ACT, or with participants mainly based in the ACT.

### **171A Problem gambling community contributions**

(1) For every \$3 of problem gambling community contributions that a licensee contributes to an entity under section 164 (1), the licensee's required community contributions must be worked out as if the licensee had contributed \$4.

(2) In this section:

*problem gambling community contributions* means community contributions that the commission is satisfied will assist in—

- (a) alleviating problem gambling; or
- (b) alleviating the disadvantages that arise from problem gambling; or
- (c) providing information about problem gambling.

### **172 Community contribution shortfall tax**

(1) Tax (the *community contribution shortfall tax*) is imposed on a community contribution shortfall of a licensee that is a club at the rate of 100%.

(2) The licensee must pay the community contribution shortfall tax.

(3) Community contribution shortfall tax is payable 30 days after the day the licensee receives an assessment under the Control Act, part 6.

(4) If an amount of community contribution shortfall tax is paid, the commission must transfer the amount to the grants program fund or, if another fund is prescribed under the regulations, that fund.

(5) In this section:

*community contribution shortfall*, for a licensee that is a club in relation to a financial year, means the amount (if any) by which the club's community contributions fall short of its required community contribution.

## *Gaming Machine Regulation 2004*

### Part 9 Community contributions

#### 63 Guidelines for approving contributions generally—Act, s 164 (2) (a)

- (1) The commission must not approve an amount spent on the following as a contribution:
- (a) professional entertainment provided for patrons or used for the purpose of directly promoting activities associated with the operation of the licensee and, if the licensee is a club, with the operation of an associated organisation;
  - (b) the provision of alcoholic beverages either directly or indirectly through the provision of gifts, donations or prizes;
  - (c) the provision of expenditure, funds, subsidies or discounts relating in any way to a gambling activity;
  - (d) subsidised or free meals, snacks, other food or beverages provided to a licensee's patrons.

*Note* See the Act, s 164 (3), def *contribution*, par (b) (i)-(iii).

- (2) Subsection (1) (c) does not prevent the commission from approving an amount spent on the provision of prizes for raffles conducted by an entity that is not the licensee or an associated organisation if the amount is otherwise an eligible contribution.

#### 64 Guidelines for approving contributions as charitable and social welfare community contributions—Act, s 164 (2) (a)

The commission may approve a contribution as a charitable and social welfare community contribution only if—

- (a) the contribution is made to a charitable organisation; or
- (b) the contribution—
  - (i) is made to another entity for charitable and welfare purposes; and
  - (ii) in the commission's opinion, supports the development of a community or helps to raise the standard of living of a community.

*Note* *Community*—see the Act, s 164 (3).

##### Examples for par (a)

- 1 the Salvation Army
- 2 St Vincent de Paul
- 3 the Smith Family

**Examples of contributions that may support the development of a community or help to raise the standard of living of a community**

- 1 child protection and family support
- 2 drug and alcohol support
- 3 hospital equipment for use in retirement villages or facilities for use by residents of the villages or facilities.

*Note* An example is part of the regulation, is not exhaustive and may extend, but does not limit, the meaning of the provision in which it appears (see Legislation Act, s 126 and s 132).

**64A Guidelines for approving contributions as problem gambling community contributions—Act, s 164 (2) (a)**

The commission may approve a contribution as a problem gambling community contribution only if the contribution is made for—

- (a) counselling or support services for problem gamblers that are not provided by the licensee; or
- (b) training or education programs on the recognition and avoidance of problem gambling; or
- (c) public awareness campaigns for problem gambling; or
- (d) programs to research and collect data on problem gambling.

**Example—par (a)**

counselling or support services provided by Lifeline Canberra Inc, the Salvation Army or Anglicare

**Examples—par (b)**

- 1 the development and delivery of an education program that assists in recognising and avoiding problem gambling
- 2 the development and delivery of an education program that trains staff in effectively providing services to address problem gambling

**Example—par (d)**

research by a national research centre on the implications of problem gambling for the community

*Note* An example is part of the regulation, is not exhaustive and may extend, but does not limit, the meaning of the provision in which it appears (see Legislation Act, s 126 and s 132).

**65 Guidelines for approving contributions as sport and recreation community contributions—Act, s164 (2) (a)**

(1) The commission may approve a contribution as a sport and recreation community contribution only if the contribution is made to promote, develop or encourage sport or sporting or recreational activities.

**Examples of promoting or developing sport or sporting activities**

- 1 junior coaching sessions for a sport
- 2 sports skills seminars
- 3 workshops to increase sports skills

*Note* An example is part of the regulation, is not exhaustive and may extend, but does not limit, the meaning of the provision in which it appears (see Legislation Act, s 126 and s 132).

(2) For this section, the following contributions promote, develop or encourage sport or sporting activities:

- (a) payment of a sportsperson's wages or expenses;
- (b) payment for sports uniforms and equipment;
- (c) payment for sporting coaches and umpires (however described);

- (d) maintenance of sporting facilities that are available to the public, whether generally available or only for limited periods;
- (e) payments to an entity that promotes or develops sport or sporting activities, whether or not the entity is part of the licensee or, if the licensee is a club, an associated organisation.

**Examples of entities for par (e)**

- 1 soccer club
- 2 darts club
- 3 snooker club

(3) Without limiting subsections (1) and (2), the following contributions promote, develop or encourage women’s sport:

- (a) payment for women’s sporting teams;
- (b) payment for women’s sporting events or programs;
- (c) payment for coaching, equipment, training or insurance for women’s sporting activities.

(4) Subsections (2) and (3) do not limit the kinds of contributions that promote, develop or encourage sport and sporting activities.

(5) For this section, the following contributions promote, develop or encourage recreational activities:

- (a) maintenance of recreational facilities that are available to the public, whether generally available or only for limited periods;
- (b) support for recreational activities or events that are available to the public, for example, bushwalking or orienteering;
- (c) payments to an entity that promotes or develops recreational activities, whether or not the entity is part of the licensee or, if the licensee is a club, an associated organisation.

**Examples of entities for par (c)**

- 1 bridge club
- 2 fishing club
- 3 film club
- 4 fitness club

(6) Subsection (5) does not limit the kinds of contributions that promote, develop or encourage recreational activities.

**66 Guidelines for approving contributions as non-profit activities community contributions—Act s 164 (2) (a)**

The commission may approve a contribution as a non-profit activities community contribution only if the contribution—

- (a) is made for a non-profit, non-political activity that benefits the community; or
  - Note Community*—see the Act, s 164 (3).
- (b) is made to an entity for an activity that is non-political and, in the commission’s opinion, is intended to develop a community, raise the standard of living of a community or help develop community spirit.

**Examples of eligible contributions**

- 1 contributions to schools or other educational institutions or programs
- 2 scholarships that are otherwise eligible contributions
- 3 contributions to ethnic organisations for multicultural activities

- 4 support for events to develop community spirit or participation
- 5 special services or celebrations, such as ANZAC Day, Canberra Day and Australia Day
- 6 significant ACT public events
- 7 contributions to volunteer organisations that provide benevolent or community related services

*Note* An example is part of the regulation, is not exhaustive and may extend, but does not limit, the meaning of the provision in which it appears (see Legislation Act, s 126 and s 132).

## **67 Guidelines for approving contributions as community infrastructure community contributions—Act, s 164 (2) (a)**

The commission may approve a contribution as a community infrastructure community contribution only if the contribution—

- (a) is made for the construction or development of infrastructure for, or for use by, a community; and

*Note* **Community**—see the Act, s 164 (3).

- (b) is intended to result in the development of an asset.

### **Example of eligible contributions**

expenses to design, build or upgrade sporting ovals, grandstands, oval lighting, museums, art galleries, playgrounds, public car parks, parklands or gymnasiums

*Note* An example is part of the regulation, is not exhaustive and may extend, but does not limit, the meaning of the provision in which it appears (see Legislation Act, s 126 and s 132).

## **68 Claiming contributions if income related to contribution—Act, s 164 (2)**

- (1) This section applies to any community contribution by a licensee.
- (2) If the licensee or, if the licensee is a club, an associated organisation receives an amount that is charged in relation to the activity or facility contributed to, the licensee may only claim the contribution if—
  - (a) the licensee has records that clearly identify the amount charged; and
  - (b) the amount charged is subtracted from the amount of the contribution.
- (3) In this section:

**charged**, in relation to an activity or facility, includes an amount otherwise earned by the licensee in relation to the activity or facility.

### **Examples of charges or other amounts earned**

- 1 a charge for use of a facility
- 2 an entry fee

*Note* An example is part of the regulation, is not exhaustive and may extend, but does not limit, the meaning of the provision in which it appears (see Legislation Act, s 126 and s 132).

## **69 Timing of claiming contributions—Act, s 164 (2)**

- (1) This section applies to a community contribution other than an in-kind contribution.
- (2) To remove any doubt, a contribution that is an amount is made when the amount is given, not when the thing for which the amount is given is provided or agreed to.

### **Examples**

- 1 If an agreement to sponsor a team is made in June 2005 but the 1st payment is not made until July 2005, the community contribution cannot be claimed until the 2005-06 financial year.
- 2 If an item is paid for in June 2005 but is not delivered or conducted until July 2005, the community contribution must be claimed in the 2004-05 financial year.

*Note* An example is part of the regulation, is not exhaustive and may extend, but does not limit, the meaning of the provision in which it appears (see Legislation Act, s 126 and s 132).

## **70 Claiming in-kind contributions—Act, s 164 (2)**

A licensee may claim a contribution other than a monetary contribution as a community contribution only if the licensee has records that—

- (a) set out how the value of the contribution was worked out; and
- (b) provides evidence that the value worked out is based on the cost of providing the contribution or the market value of the contribution.

### **Examples of contributions**

- 1 discounts on the usual selling or supply price of goods or services provided by licensee
- 2 free or subsidised use of licensee's facilities or equipment if the value of the contribution is worked out in relation to the usual hire fee

*Note* An example is part of the regulation, is not exhaustive and may extend, but does not limit, the meaning of the provision in which it appears (see Legislation Act, s 126 and s 132).

Club Name	Number of EGMs as of 30/06/2011	Gross Gaming Machine Revenue (\$)	Net Gaming Machine Revenue (\$)	Minimum Requirement (7% of NGMR) (\$)	Eligible Contributions		Excess / (Shortfall) (\$)
					(\$)	% of NGMR	
ACT RUGBY UNION CLUB	15	131,872	99,721	6,980	8,902	8.93	1,921
<b>AINSLIE GROUP</b>							
- AINSLIE FOOTBALL & SOCIAL CLUB	219	8,107,614	4,516,185	316,133	1,011,863	22.41	695,730
- CANBERRA CITY BOWLING CLUB	9	109,630	83,319	5,832	6,433	7.72	601
- GUNGAHLIN LAKES GOLF & COMMUNITY CLUB	195	9,891,077	5,497,090	384,796	636,516	11.58	251,720
AUSTRALIAN CROATIAN CLUB	13	13,770	10,465	733	3,920	37.46	3,187
AUSTRIAN AUSTRALIAN CLUB	17	160,359	120,403	8,428	12,894	10.71	4,466
BELCONNEN BOWLING CLUB	15	116,195	88,308	6,182	8,683	9.83	2,501
<b>BELCONNEN SOCCER GROUP</b>							
- BELCONNEN SOCCER CLUB HAWKER	74	2,634,446	1,505,943	105,416	157,960	10.49	52,544
- BELCONNEN SOCCER CLUB McKELLAR	70	2,582,589	1,477,421	103,419	135,497	9.17	32,078
CANBERRA BOWLING CLUB	11	73,183	55,619	3,893	5,538	9.96	1,645
CANBERRA CLUB (THE)	45	293,140	204,981	14,349	65,930	32.16	51,581
CANBERRA DEAKIN FOOTBALL CLUB	40	599,317	385,166	26,962	53,600	13.92	26,638
CANBERRA HIGHLAND SOCIETY & BURNS CLUB	130	3,151,456	1,790,298	125,321	138,138	7.72	12,817
CANBERRA IRISH CLUB	36	757,888	473,836	33,169	60,957	12.86	27,788
<b>CANBERRA LABOR GROUP</b>							
- CANBERRA LABOR CLUB	272	15,799,282	8,746,603	612,262	624,137	7.14	11,875
- CITY LABOR CLUB	58	2,934,401	1,670,918	116,964	118,109	7.07	1,145
- GINNINDERRA LABOR CLUB	95	4,842,329	2,720,279	190,419	192,022	7.06	1,603
- WESTON CREEK LABOR CLUB	63	1,796,475	1,045,059	73,154	74,587	7.14	1,433
CANBERRA RACING CLUB	14	6,124	4,654	326	2,000	42.97	1,674
<b>CANBERRA RAIDERS GROUP</b>							
- BRADDON CLUB (THE)	46	539,269	350,309	24,522	28,970	8.27	4,448
- CANBERRA RAIDERS SPORTS CLUB	142	6,867,067	3,833,884	268,372	340,337	8.88	71,965
- TUGGERANONG VALLEY LEAGUES CLUB	50	192,407	139,169	9,742	10,558	7.59	816
- WEST BELCONNEN LEAGUES CLUB	153	5,760,108	3,225,057	225,754	354,647	11.00	128,893
- WESTON CLUB (THE)	90	3,494,825	1,979,151	138,541	213,301	10.78	74,760
CANBERRA SERVICES CLUB	15	133,187	99,214	6,945	28,800	29.03	21,855
<b>CANBERRA SOUTHERN CROSS GROUP</b>							
- SOUTHERN CROSS CLUB	270	13,944,253	7,726,337	540,844	632,626	8.19	91,782
- SOUTHERN CROSS CLUB KALEEN	35	549,020	355,678	24,897	41,171	11.58	16,274
- SOUTHERN CROSS CLUB TUGGERANONG	155	9,076,927	5,049,307	353,452	386,484	7.65	33,032
- SOUTHERN CROSS CLUB TURNER	0	238,115	170,416	11,929	49,020	28.76	37,091

<b>CANBERRA SOUTHERN CROSS GROUP continued</b>							
- SOUTHERN CROSS CLUB JAMISON	140	4,263,633	2,401,996	168,140	239,599	9.97	71,459
- SOUTHERN CROSS YACHT CLUB	30	253,743	179,188	12,543	116,808	65.19	104,265
- YAMBA SPORTS CLUB	50	95,476	64,580	4,521	32,000	49.55	27,479
<b>CANBERRA TRADESMEN'S UNION CLUB</b>	<b>400</b>	<b>13,599,433</b>	<b>7,536,686</b>	<b>527,568</b>	<b>825,414</b>	<b>10.95</b>	<b>297,846</b>
<b>EASTLAKE GROUP</b>							
- CALWELL CLUB	105	4,761,105	2,675,605	187,292	209,434	7.83	22,142
- EASTLAKE FOOTBALL CLUB	90	4,112,496	2,318,870	162,321	811,037	34.98	648,716
- SPORTS CLUB KALEEN	150	1,531,225	880,172	61,612	72,314	8.22	10,702
<b>FEDERAL GOLF CLUB</b>	<b>9</b>	<b>28,876</b>	<b>21,946</b>	<b>1,536</b>	<b>23,155</b>	<b>105.51</b>	<b>21,619</b>
<b>HARMONIE GERMAN CLUB</b>	<b>20</b>	<b>367,983</b>	<b>249,759</b>	<b>17,483</b>	<b>22,430</b>	<b>8.98</b>	<b>4,947</b>
<b>HELLENIC CLUB GROUP</b>							
- HELLENIC CLUB IN THE CITY	40	779,012	485,454	33,982	75,187	15.49	41,205
- HELLENIC CLUB OF CANBERRA	254	12,561,038	6,965,569	487,590	605,554	8.69	117,964
<b>HOCKEY CENTRE (THE)</b>	<b>6</b>	<b>9,469</b>	<b>7,196</b>	<b>504</b>	<b>570</b>	<b>7.92</b>	<b>66</b>
<b>ITALO AUSTRALIAN CLUB</b>	<b>60</b>	<b>720,882</b>	<b>452,825</b>	<b>31,698</b>	<b>60,360</b>	<b>13.33</b>	<b>28,662</b>
<b>MAGPIES GROUP</b>							
- MAGPIES BELCONNEN GOLF CLUB	15	287,395	201,948	14,136	16,438	8.14	2,302
- MAGPIES CITY CLUB	50	1,017,070	616,386	43,147	51,705	8.39	8,558
- MAGPIES SPORTS CLUB	78	3,071,328	1,746,228	122,236	558,113	31.96	435,877
<b>MAWSON CLUB</b>	<b>150</b>	<b>5,285,813</b>	<b>2,964,195</b>	<b>207,494</b>	<b>233,588</b>	<b>7.88</b>	<b>26,094</b>
<b>MURRUMBIDGEE COUNTRY CLUB</b>	<b>8</b>	<b>178,058</b>	<b>132,697</b>	<b>9,289</b>	<b>22,584</b>	<b>17.02</b>	<b>13,295</b>
<b>NATIONAL PRESS CLUB</b>	<b>8</b>	<b>101,159</b>	<b>76,881</b>	<b>5,382</b>	<b>14,412</b>	<b>18.75</b>	<b>9,030</b>
<b>SPANISH AUSTRALIAN CLUB</b>	<b>14</b>	<b>11,886</b>	<b>9,033</b>	<b>632</b>	<b>14,260</b>	<b>157.86</b>	<b>13,628</b>
<b>TENNIS ACT</b>	<b>18</b>	<b>82,639</b>	<b>62,806</b>	<b>4,396</b>	<b>6,562</b>	<b>10.45</b>	<b>2,166</b>
<b>TUGGERANONG RUGBY UNION GROUP</b>							
- CHISHOLM SPORTS CLUB	150	5,402,445	3,028,342	211,984	311,324	10.28	99,340
- LANYON VLY RUGBY UNION & AMATEUR SPORTS CLUB	140	4,949,287	2,779,105	194,537	275,671	9.92	81,134
- TOWN CENTRE SPORTS CLUB	183	6,510,334	3,637,681	254,638	550,125	15.12	295,487
- TUGGERANONG VLY RUGBY UNION & AMATEUR SPORTS CLUB	231	8,566,076	4,768,339	333,784	896,539	18.80	562,755
- VIKINGS CAPITAL GOLF CLUB	30	504,642	330,737	23,152	51,074	15.44	27,922
<b>WEST DEAKIN HELLENIC BOWLING CLUB</b>	<b>12</b>	<b>31,719</b>	<b>24,106</b>	<b>1,687</b>	<b>3,100</b>	<b>12.86</b>	<b>1,413</b>
<b>WODEN TRADESMEN'S UNION CLUB</b>	<b>140</b>	<b>4,474,533</b>	<b>2,517,991</b>	<b>176,259</b>	<b>204,700</b>	<b>8.13</b>	<b>28,441</b>
<b>YOWANI COUNTRY CLUB</b>	<b>26</b>	<b>579,591</b>	<b>374,154</b>	<b>26,191</b>	<b>35,609</b>	<b>9.52</b>	<b>9,418</b>
<b>TOTALS</b>	<b>4954</b>	<b>178,934,670</b>	<b>100,935,263</b>	<b>7,065,468</b>	<b>11,743,266</b>	<b>11.63</b>	<b>4,677,797</b>

NB: Southern Cross Club Turner surrendered its 16 gaming machines on 28 June 2011 when Yamba Sports Club moved 50 of its 67 gaming machines into the Turner premises and surrendered its remaining 17 gaming machines to the Territory.

Club Name	Eligible Contributions Total (\$)	Charitable & Social Welfare		Problem Gambling			Sport & Recreation		Women's Sport			Non-Profit Activities		Community Infrastructure	
		(\$)	% of Total	Actual (\$)	Adjusted (\$)	% of Total	(\$)	% of Total	Actual (\$)	Adjusted (\$)	% of Total	(\$)	% of Total	(\$)	% of Total
ACT RUGBY UNION CLUB	8,902	-	-	304	405	4.55	7,815	87.79	-	-	-	682	7.66	-	-
<b>AINSLIE GROUP</b>															
- AINSLIE FOOTBALL & SOCIAL CLUB	1,011,863	27,180	2.69	46,312	61,749	6.10	657,849	65.01	-	-	-	50,383	4.98	214,701	21.22
- CANBERRA CITY BOWLING CLUB	6,433	-	-	-	-	-	6,433	100.00	-	-	-	-	-	-	-
- GUNGAHLIN LAKES GOLF & COMM CLUB	636,516	4,379	0.69	-	-	-	568,825	89.37	1,600	2,133	0.34	61,179	9.61	-	-
AUSTRALIAN CROATIAN CLUB	3,920	250	6.38	-	-	-	250	6.38	-	-	-	3,420	87.24	-	-
AUSTRIAN AUSTRALIAN CLUB	12,894	2,416	18.74	-	-	-	2,764	21.43	-	-	-	7,714	59.82	-	-
BELCONNEN BOWLING CLUB	8,683	-	-	-	-	-	8,683	100	-	-	-	-	-	-	-
<b>BELCONNEN SOCCER GROUP</b>															
- BELCONNEN SOCCER HAWKER	157,960	2,739	1.73	1,288	1,717	1.09	138,759	87.84	-	-	-	14,745	9.33	-	-
- BELCONNEN SOCCER MCKELLAR	135,497	2,478	1.83	1,218	1,624	1.20	129,783	95.78	-	-	-	1,613	1.19	-	-
CANBERRA BOWLING CLUB	5,538	2,510	45.32	-	-	-	362	6.53	650	867	15.65	1,800	32.50	-	-
CANBERRA CLUB (THE)	65,930	350	0.53	606	808	1.23	24,863	37.71	-	-	-	39,909	60.53	-	-
CANBERRA DEAKIN FOOTBALL CLUB	53,600	4,500	8.40	-	-	-	29,900	55.78	-	-	-	19,200	35.82	-	-
CANBERRA HIGHLAND SOCIETY & BURNS CLUB	138,138	11,141	8.07	10,523	14,031	10.16	99,229	71.83	1,545	2,061	1.49	11,677	8.45	-	-
CANBERRA IRISH CLUB	60,957	600	0.98	-	-	-	17,720	29.07	500	667	1.09	41,970	68.85	-	-
<b>CANBERRA LABOR GROUP</b>															
- CANBERRA LABOR CLUB	624,137	11,916	1.91	37,223	49,631	7.95	248,059	39.74	7,705	10,273	1.65	294,110	47.12	10,149	1.63
- CITY LABOR CLUB	118,109	11,150	9.44	7,937	10,583	8.96	41,724	35.33	32,500	43,333	36.69	11,318	9.58	-	-
- GINNINDERRA LABOR CLUB	192,022	300	0.16	13,001	17,334	9.03	52,597	27.39	27,091	36,121	18.81	85,669	44.61	-	-
- WESTON CREEK LABOR CLUB	74,587	100	0.13	8,622	11,495	15.41	54,046	72.46	4,557	6,076	8.15	2,870	3.85	-	-
CANBERRA RACING CLUB	2,000	2,000	100.00	-	-	-	-	-	-	-	-	-	-	-	-
<b>CANBERRA RAIDERS GROUP</b>															
- BRADDON CLUB (THE)	28,970	-	-	-	-	-	28,970	100.00	-	-	-	-	-	-	-
- CANBERRA RAIDERS SPORTS CLUB	340,337	5,159	1.52	13,028	17,371	5.10	285,744	83.96	7,480	9,973	2.93	22,089	6.49	-	-
- TUGGERANONG VALLEY LEAGUES CLUB	10,558	-	-	-	-	-	10,558	100.00	-	-	-	-	-	-	-
- WEST BELCONNEN LEAGUES CLUB	354,647	14,930	4.21	12,046	16,061	4.53	275,987	77.82	5,620	7,493	2.11	40,175	11.33	-	-
- WESTON CLUB (THE)	213,301	5,270	2.47	-	-	-	174,395	81.76	4,283	5,711	2.68	27,925	13.09	-	-
CANBERRA SERVICES CLUB	28,800	2,520	8.75	-	-	-	22,340	77.57	-	-	-	3,940	13.68	-	-
<b>CANBERRA SOUTHERN CROSS GROUP</b>															
- SOUTHERN CROSS CLUB	632,626	219,343	34.67	22,387	29,849	4.72	246,662	38.99	-	-	-	136,772	21.62	-	-
- SOUTHERN CROSS CLUB KALEEN	41,171	10,148	24.65	2,902	3,870	9.40	19,977	48.52	-	-	-	7,177	17.43	-	-
- SOUTHERN CROSS CLUB TUGGERANONG	386,484	46,406	12.01	12,852	17,136	4.43	284,121	73.51	-	-	-	38,822	10.04	-	-
- SOUTHERN CROSS CLUB TURNER	49,020	5,022	10.25	1,326	1,768	3.61	35,793	73.02	-	-	-	6,438	13.13	-	-

<b>CANBERRA SOUTHERN CROSS GROUP cont'd</b>																
- SOUTHERN CROSS CLUB JAMISON	239,599	48,829	20.38	11,607	15,476	6.46	112,953	47.14	-	-	-	62,342	26.02	-	-	
- SOUTHERN CROSS YACHT CLUB	116,808	12,604	10.79	2,488	3,317	2.84	79,532	68.09	-	-	-	21,355	18.28	-	-	
- YAMBA SPORTS CLUB	32,000	3,489	10.90	1,911	2,548	7.96	23,141	72.32	-	-	-	2,821	8.82	-	-	
<b>CANBERRA TRADESMEN'S UNION CLUB</b>	<b>825,414</b>	<b>184,975</b>	<b>22.41</b>	<b>33,012</b>	<b>44,016</b>	<b>5.33</b>	<b>362,942</b>	<b>43.97</b>	<b>50,182</b>	<b>66,909</b>	<b>8.11</b>	<b>166,572</b>	<b>20.18</b>	<b>-</b>	<b>-</b>	
<b>EASTLAKE GROUP</b>																
- CALWELL CLUB	209,434	10,909	5.21	4,635	6,180	2.95	184,087	87.90	-	-	-	8,258	3.94	-	-	
- EASTLAKE FOOTBALL CLUB	811,037	7,755	0.96	4,635	6,180	0.76	780,737	96.26	4,645	6,193	0.76	9,875	1.22	296	0.04	
- SPORTS CLUB KALEEN	72,314	5,786	8.00	-	-	-	55,004	76.06	-	-	-	11,523	15.93	-	-	
<b>FEDERAL GOLF CLUB</b>	<b>23,155</b>	<b>23,155</b>	<b>100.00</b>	<b>-</b>	<b>-</b>	<b>-</b>	<b>-</b>	<b>-</b>	<b>-</b>	<b>-</b>	<b>-</b>	<b>-</b>	<b>-</b>	<b>-</b>	<b>-</b>	
<b>HARMONIE GERMAN CLUB</b>	<b>22,430</b>	<b>1,230</b>	<b>5.48</b>	<b>-</b>	<b>-</b>	<b>-</b>	<b>11,900</b>	<b>53.05</b>	<b>-</b>	<b>-</b>	<b>-</b>	<b>9,300</b>	<b>41.46</b>	<b>-</b>	<b>-</b>	
<b>HELLENIC CLUB GROUP</b>																
- HELLENIC CLUB IN THE CITY	75,187	1,385	1.84	-	-	-	26,954	35.85	3,000	4,000	5.32	42,848	56.99	-	-	
- HELLENIC CLUB OF CANBERRA	605,554	165,739	27.37	23,238	30,984	5.12	149,169	24.63	1,658	2,150	0.36	257,513	42.53	-	-	
<b>HOCKEY CENTRE (THE)</b>	<b>570</b>	<b>450</b>	<b>78.95</b>	<b>-</b>	<b>-</b>	<b>-</b>	<b>-</b>	<b>-</b>	<b>-</b>	<b>-</b>	<b>-</b>	<b>120</b>	<b>21.05</b>	<b>-</b>	<b>-</b>	
<b>ITALO AUSTRALIAN CLUB</b>	<b>60,360</b>	<b>1,682</b>	<b>2.79</b>	<b>-</b>	<b>-</b>	<b>-</b>	<b>18,348</b>	<b>30.40</b>	<b>12,997</b>	<b>17,329</b>	<b>28.71</b>	<b>23,002</b>	<b>38.11</b>	<b>-</b>	<b>-</b>	
<b>MAGPIES GROUP</b>																
- MAGPIES BELCONNEN GOLF CLUB	16,438	-	-	-	-	-	16,438	100.00	-	-	-	-	-	-	-	
- MAGPIES CITY CLUB	51,705	-	-	-	-	-	51,705	100.00	-	-	-	-	-	-	-	
- MAGPIES SPORTS CLUB	558,113	-	-	13,023	17,364	3.11	531,549	95.24	6,900	9,200	1.65	-	-	-	-	
<b>MAWSON CLUB</b>	<b>233,588</b>	<b>8,523</b>	<b>3.65</b>	<b>10,523</b>	<b>14,031</b>	<b>6.01</b>	<b>210,674</b>	<b>90.19</b>	<b>-</b>	<b>-</b>	<b>-</b>	<b>360</b>	<b>0.15</b>	<b>-</b>	<b>-</b>	
<b>MURRUMBIDGEE COUNTRY CLUB</b>	<b>22,584</b>	<b>-</b>	<b>-</b>	<b>-</b>	<b>-</b>	<b>-</b>	<b>22,584</b>	<b>100.00</b>	<b>-</b>	<b>-</b>	<b>-</b>	<b>-</b>	<b>-</b>	<b>-</b>	<b>-</b>	
<b>NATIONAL PRESS CLUB</b>	<b>14,412</b>	<b>11,917</b>	<b>82.69</b>	<b>-</b>	<b>-</b>	<b>-</b>	<b>1,950</b>	<b>13.53</b>	<b>-</b>	<b>-</b>	<b>-</b>	<b>545</b>	<b>3.78</b>	<b>-</b>	<b>-</b>	
<b>SPANISH AUSTRALIAN CLUB</b>	<b>14,260</b>	<b>-</b>	<b>-</b>	<b>-</b>	<b>-</b>	<b>-</b>	<b>4,500</b>	<b>31.56</b>	<b>-</b>	<b>-</b>	<b>-</b>	<b>9,760</b>	<b>68.44</b>	<b>-</b>	<b>-</b>	
<b>TENNIS ACT</b>	<b>6,562</b>	<b>-</b>	<b>-</b>	<b>-</b>	<b>-</b>	<b>-</b>	<b>6,562</b>	<b>100.00</b>	<b>-</b>	<b>-</b>	<b>-</b>	<b>-</b>	<b>-</b>	<b>-</b>	<b>-</b>	
<b>TUGGERANONG RUGBY UNION GROUP</b>																
- CHISHOLM SPORTS CLUB	311,324	12,667	4.07	11,534	15,379	4.94	264,242	84.88	8,919	11,892	3.82	5,305	1.70	1,839	0.59	
- LANYON VALLEY RUGBY UNION & AMATEUR SPORTS CLUB	275,671	11,168	4.05	10,765	14,354	5.21	204,786	74.29	27,050	36,066	13.08	7,581	2.75	1,717	0.62	
- TOWN CENTRE SPORTS CLUB	550,125	15,448	2.81	14,072	18,762	3.41	475,368	86.41	15,881	21,175	3.85	17,128	3.11	2,244	0.41	
- TUGGERANONG VALLEY RUGBY UNION & AMATEUR SPORTS CLUB	896,539	18,230	2.03	17,763	23,683	2.64	711,981	79.41	30,436	40,581	4.53	22,047	2.46	80,017	8.93	
- VIKINGS CAPITAL GOLF CLUB	51,074	2,318	4.54	2,307	3,076	6.02	41,000	80.28	1,784	2,378	4.66	1,934	3.79	368	0.72	
<b>WEST DEAKIN HELLENIC BOWLING CLUB</b>	<b>3,100</b>	<b>-</b>	<b>-</b>	<b>-</b>	<b>-</b>	<b>-</b>	<b>2,500</b>	<b>80.65</b>	<b>-</b>	<b>-</b>	<b>-</b>	<b>600</b>	<b>19.35</b>	<b>-</b>	<b>-</b>	
<b>WODEN TRADESMEN'S UNION CLUB</b>	<b>204,700</b>	<b>141,297</b>	<b>69.03</b>	<b>-</b>	<b>-</b>	<b>-</b>	<b>60,504</b>	<b>29.56</b>	<b>1,650</b>	<b>2,200</b>	<b>1.07</b>	<b>699</b>	<b>0.34</b>	<b>-</b>	<b>-</b>	
<b>YOWANI COUNTRY CLUB</b>	<b>35,609</b>	<b>7,066</b>	<b>19.84</b>	<b>606</b>	<b>808</b>	<b>2.27</b>	<b>7,548</b>	<b>21.20</b>	<b>-</b>	<b>-</b>	<b>-</b>	<b>20,187</b>	<b>56.69</b>	<b>-</b>	<b>-</b>	
<b>TOTALS</b>	<b>11,743,266</b>	<b>1,089,430</b>	<b>9.28</b>	<b>353,692</b>	<b>471,589</b>	<b>4.02</b>	<b>7,892,863</b>	<b>67.21</b>	<b>258,632</b>	<b>344,782</b>	<b>2.94</b>	<b>1,633,271</b>	<b>13.90</b>	<b>311,331</b>	<b>2.65</b>	

Licensee Name	Number of Machines as of 30/06/11	GGMR (\$)	Contributions Total (\$)	Charitable & Social Welfare		Problem Gambling		Sport & Recreation		Women's Sport		Non-Profit Activities		Community Infrastructure	
				(\$)	% of Total	(\$)	% of Total	(\$)	% of Total	(\$)	% of Total	(\$)	% of Total	(\$)	% of Total
CALWELL TAVERN <sup>3</sup>	2	15,869	-	-	-	-	-	-	-	-	-	-	-	-	-
CIVIC PUB	10	59,719	-	-	-	-	-	-	-	-	-	-	-	-	-
FYSHWICK TAVERN	10	159,266	-	-	-	-	-	-	-	-	-	-	-	-	-
KAMBAH INN	10	86,059	2,386	427	17.91	-	-	1,525	63.93	433	18.16	-	-	-	-
KINGSTON HOTEL	10	97,582	-	-	-	-	-	-	-	-	-	-	-	-	-
MOBY DICK'S TAVERN	2	43,969	2,700	1,700	62.96	-	-	-	-	-	-	1,000	37.04	-	-
OLIMS HOTEL CANBERRA	10	35,073	-	-	-	-	-	-	-	-	-	-	-	-	-
O'NEILL'S OF DICKSON	2	64,963	900	400	44.44	-	-	500	55.56	-	-	-	-	-	-
PJ O'REILLY'S TUGGERANONG	2	28,815	3,025	-	-	-	-	3,025	100.00	-	-	-	-	-	-
STATESMAN HOTEL MOTEL	10	45,982	7,667	1,461	19.06	-	-	5,073	66.16	434	5.65	700	9.13	-	-
WOOD DUCK INN	2	1,015	2,875	-	-	-	-	2,875	100.00	-	-	-	-	-	-
<b>TOTALS</b>	<b>70</b>	<b>638,312</b>	<b>19,553</b>	<b>3,988</b>	<b>20.40</b>	<b>-</b>	<b>-</b>	<b>12,998</b>	<b>66.48</b>	<b>867</b>	<b>4.43</b>	<b>1,700</b>	<b>8.69</b>	<b>-</b>	<b>-</b>

<sup>3</sup> Calwell Tavern licence was surrendered 22 July 2011 and no community contribution report was received from this former licensee by the statutory deadline of 31 July 2011.

**Contributions to Registered Parties and Associated Entities  
Reported by Licensees for 2010-11**

Licensee	Reported Political Contributions (\$)
Canberra Highland Society & Burns Club	2,341
Canberra Irish Club	2,000
Canberra Labor Group	980,250
- Canberra Labor Club	
- Ginninderra Labor Club	11,600
- Weston Creek Labor Club	1,100
Canberra Raiders Group	1,150
- Canberra Raiders Sports Club	
Canberra Services Club	360
Canberra Southern Cross Group	3,018
- Southern Cross Club	
- Yamba Sports Club	164
Canberra Tradesmen's Union Club	39,655
Gungahlin Lakes Golf & Community Club	2,500
Italo Australian Club	91
Tuggeranong Rugby Union Group	143
- Tuggeranong Valley Rugby Union & Amateur Sports Club	
- Chisholm Sports Club	93
- Lanyon Valley Rugby Union & Amateur Sports Club	87
- Town Centre Sports Club	113
- Vikings Capital Golf Club	18
Woden Tradesmen's Union Club	20,985
<b>TOTAL</b>	<b>1,065,668</b>