



**ACT**  
Government



GAMBLING  
AND  
RACING  
COMMISSION

# GAMBLING AND RACING COMMISSION



**COMMUNITY CONTRIBUTIONS**  
made by  
**GAMING MACHINE LICENSEES**  
**2013-14**

© Australian Capital Territory, Canberra 10/2014

This work is copyright. Apart from any use as permitted under the *Copyright Act 1968*, no part may be reproduced by any process without written permission from the ACT Gambling and Racing Commission, PO Box 214, CIVIC SQUARE ACT 2608.

Publication number 14/1257.

Enquiries about this publication should be directed to the ACT Gambling and Racing Commission.

<http://www.gamblingandracing.act.gov.au>

Phone + 61 2 6207 0359

Fax: + 61 2 6207 7372

Ms Joy Burch MLA  
Minister for Racing and Gaming  
ACT Legislative Assembly  
London Circuit  
CANBERRA ACT 2601

Dear Minister

On behalf of the ACT Gambling and Racing Commission I have pleasure in submitting its report to you on the community contributions made by gaming machine licensees for the financial year 2013-2014.

This report has been prepared in accordance with section 167 of the *Gaming Machine Act 2004* (the Act) and meets the Commission's statutory responsibilities outlined in the Act.

As required by the Act, the Commission's report covers compliance by the gaming machine licensees and analyses the extent to which licensees used their revenue to make community contributions during the year.

In accordance with section 168 of the Act you are required to table this report in the Legislative Assembly within 6 sitting days of receiving the report.

Yours sincerely



John Haskins  
Chairperson

21 October 2014

## CONTENTS

1. INTRODUCTION .....	1
2. ASSESSMENT AND AUDIT PROGRAM .....	3
3. AMENDMENTS TO THE 2012-13 REPORT .....	4
4. COMPLIANCE BY LICENSEES .....	5
5. THE EXTENT OF COMMUNITY CONTRIBUTIONS BY CLUBS .....	7
6. THE EXTENT OF COMMUNITY CONTRIBUTIONS BY HOTELS AND TAVERNS .....	11
ATTACHMENT A - <i>Gaming Machine Act 2004</i> .....	13
ATTACHMENT B - <i>Gaming Machine Regulation 2004</i> .....	17
ATTACHMENT C - Required and Actual Community Contributions - Licensed Clubs .....	22
ATTACHMENT D - Categories Eligible Community Contributions – Licensed Clubs .....	24
ATTACHMENT E - Community Contributions Summary - Hotel/Tavern Licensees.....	26
ATTACHMENT F - Contributions to Registered Parties and Associated Entities .....	27

## 1. INTRODUCTION

This report meets the requirements of section 167 of the *Gaming Machine Act 2004* (the Act) which obliges the ACT Gambling and Racing Commission to report to the Minister within four months of the end of the financial year on community contributions made by gaming machine licensees. The report provides a summary of the extent of compliance by licensees and an analysis of the extent to which revenue received by licensees has been used to make community contributions during the period 1 July 2013 to 30 June 2014. The report also includes statistical information compiled from the details of contributions supplied by gaming machine licensees for the financial year.

Mandatory reporting of community contributions made by licensees was introduced in 1997. The Commissioner for ACT Revenue produced the first two reports and subsequent reporting became the responsibility of the ACT Gambling and Racing Commission following its establishment in December 1999.

Part 12 of the Act contains the primary legislative provisions dealing with community contributions and for ease of reference the legislation relevant to the reporting period is included at Attachment A to this report. Guidelines for approving contributions in Part 9 of the *Gaming Machine Regulation 2004* (the Regulation) relevant to the reporting period are at Attachment B.

The legislation outlines broad purposes that contributions must meet to be approved as community contributions and identifies some types of expenditure that would not be approved as community contributions. The Regulation provides guidelines for approving contributions to further assist the Commission and licensees regarding the general criteria for each of the categories of community contributions.

In brief, for the 2013-14 financial year a licensee that is a club was required to make a minimum level of community contributions equal to 8% of the club's net gaming machine revenue (NGMR). NGMR, as defined in the legislation, is calculated as follows:

Gross Gaming Machine Revenue (GGMR) derived by the licensee, less:

- a) any amount of gaming machine tax payable on the GGMR; and
- b) 24% of GGMR.

GGMR is the total of all moneys inserted into machines less winnings to players and approved amounts set aside for the payment of linked jackpots. The 24% deduction is recognition of the expenses a licensee incurs in gaming machine operations.

In 2013-14, Clubs made community contributions to the value of \$12,713,591 which was 13.27% of their Net Gaming Machine Revenue. This compares to last year's level of contributions of \$12,790,985 or 12.86% of Net Gaming Machine Revenue.

For a hotel or tavern licensee, it is not mandatory for them to make any contributions although it is compulsory for them to keep records and report the details of any contributions made. If no contributions are made in the reporting period, a nil report must be submitted.

In 2013-14, hotels and taverns made community contributions of \$8,740 which is a 0.73% increase from the previous year's total of \$8,676.

All licensees must report to the Commission the total value of contributions to registered parties and associated entities (see *Electoral Act 1992*). These contributions are reported by the Commission for continuity of historical data even though there has been no statutory requirement to report such information to the Minister since the introduction of the Act in 2004.

## **2. ASSESSMENT AND AUDIT PROGRAM**

On receipt of each licensee's report of its community contributions the Commission conducts a preliminary examination of each reported contribution. The purpose is to ascertain *prima facie* its eligibility as a community contribution pursuant to the Act.

In instances where there is doubt about the eligibility of a contribution, licensees are contacted and afforded the opportunity to provide additional information before the Commission approves or declines to approve the contribution. In situations where no responses were provided the proposed contributions were not approved as they could not be verified as being eligible by the Commission.

In relation to the reported contributions for 2013-14, club contributions totalling \$3,357 (0.03 per cent of total claimed club contributions) involving 38 clubs were considered ineligible for approval as community contributions and consequently were not approved.

A further \$19 in contributions from nine Hotel/Tavern licensees were also considered ineligible.

Following the Minister's tabling of the Commission's report, the Commission commences a more comprehensive audit program of reported contributions as a part of the overall audit program of licensees. Discrepancies that are discovered which result in a material change to a licensee's community contributions are noted for inclusion in the following year's report, and if applicable, notices of shortfall tax liabilities are issued.

### 3. AMENDMENTS TO THE 2012-13 REPORT

During 2013-14 the Commission conducted sixty-four (64) audits concerning the verification of community contributions claimed for the 2012-13 financial year. The Commission's audits resulted in minor amendments to the 2012-13 financial year's community contributions statistics for both clubs and hotels/taverns. The two tables that follow outline the final amendments to the contribution categories for each reporting group.

The Commission's focus has been on ensuring licensees are aware of their legislative obligations and ensuring compliance with these obligations.

#### CLUBS

The large amendment to the Sport and Recreation category for clubs is due in part to two licensees failing to keep sufficient records to substantiate \$107,834 in maintenance costs for a sporting facility and for \$26,224 in-kind rent provided to a local sporting body.

**Table 1. Amendments to the 2012-13 Community Contribution Categories for Clubs**

Category	Amendment	2012-13 Reported Totals		2012-13 Amended Totals	
		\$	%	\$	%
Charitable and Social Welfare	- 18,024	1,306,473	10.03	1,288,449	10.07
Problem Gambling (adjusted) <sup>1</sup>	0	77,986	0.60	77,986	0.61
PGAF	0	1,059,555	8.13	1,059,555	8.28
Sport and Recreation	- 174,758	8,452,601	64.89	8,277,843	64.72
Women's Sport (adjusted)	- 5,854	479,140	3.68	473,286	3.70
Non-Profit Activities	- 36,852	1,599,363	12.28	1,562,511	12.22
Community Infrastructure	0	51,355	0.39	51,355	0.40
<b>Totals</b>	<b>- 235,488</b>	<b>13,026,473</b>	<b>100.00</b>	<b>12,790,985</b>	<b>100.00</b>

#### HOTELS AND TAVERNS

There were no major amendments to any one hotel or tavern licensee resulting from the Commission's audit program.

**Table 2. Amendments to the 2012-13 Community Contribution Categories for Hotels and Taverns**

Category	Amendment	2012-13 Reported Totals		2012-13 Amended Totals	
		\$	%	\$	%
Charitable and Social Welfare	- 25	275	3.15	250	2.88
Problem Gambling (adjusted)	0	0	0	0	0
PGAF	0	3,299	37.74	3,299	38.02
Sport and Recreation	-	4,505	51.54	4,505	51.93
Women's Sport (adjusted)	0	0	0	0	0
Non-Profit Activities	- 40	662	7.57	622	7.17
Community Infrastructure	0	0	0	0	0
<b>Totals</b>	<b>- 65</b>	<b>8,741</b>	<b>100.00</b>	<b>8,676</b>	<b>100.00</b>

<sup>1</sup> Throughout this report 'adjusted' refers to the \$4:\$3 incentive applied to the amount contributed.



Note that the amended figures for the 2012-13 financial year are used for comparative purposes throughout the remainder of the report.

## 4. COMPLIANCE BY LICENSEES

### **Requirements**

Section 165 of the Act requires a licensee to record for each community contribution made by the licensee:

- the entity to which, and the purpose for which, each contribution was made; and
- the amount or value of the contribution and the date when, or the period over which, it was made.

To assist licensees in providing the community contributions information, reporting pro-forma have been developed by the Commission.

Section 166 of the Act requires a licensee to give the Commission within one month of the end of the financial year a copy of the records kept under section 165 of the Act. In addition, information specifying the licensee's GGMR, NGMR, total value of contributions and total value of contributions to registered parties and their associated political entities must be provided.

The Act requires the Commission to analyse and report on the extent to which gaming machine revenue received by licensees was being used to make contributions to the community during the 2013-14 financial year.

In general terms, community contributions approved under the Act are to be for the benefit of the general public or community. The contributions should have the effect of:

- contributing to or supporting the development of the community; or
- raising the standard of living of the community or part of the community.

Reported community contributions are defined and segregated, in accordance with the guidelines described in the Regulation, into each of the five categories indicated below:

- (i) *Charitable and Social Welfare;*
- (ii) *Problem Gambling;*
- (iii) *Sport and Recreation;*
- (iv) *Non-Profit Activities; and*
- (v) *Community Infrastructure.*

More comprehensive information on these categories is given at Attachment B.

There are two incentive schemes in the Act which have been included to encourage gaming machine licensees to increase their community contributions to women's sport and to assist problem gambling issues. The incentive schemes allow a licensee to claim \$4 for every \$3 spent on eligible contributions in these two areas. In light of these schemes, contributions to Women's Sport and Problem Gambling are reported as separate categories.

The minimum required percentage of community contribution for clubs is 8% of NGMR. There is no minimum requirement for hotels and taverns.

The allowance of contributions to the Problem Gambling Assistance Fund, while a mandatory levy under section 163A of the Act, recognises the contribution made by gaming machine licensees to problem gambling support services under this scheme.

In relation to other contributions to problem gambling assistance section 171A of the Act allows licensees to claim \$4 for every \$3 for such contributions as an incentive to increase outlays in this area. Consistent with ensuring that payments to the Problem Gambling Assistance Fund are over and above the existing level of mandatory community contributions, section 171A(2) excludes payments to the Problem Gambling Assistance Fund from this incentive scheme. This means that while a licensee may include their payments to the Problem Gambling Assistance Fund as part of their problem gambling community contributions, they cannot claim the payments at the value of \$4 for every \$3 as they would other problem gambling community contributions. Accordingly, these two amounts have been separately identified.

### **Compliance**

As at 30 June 2014 there were 49 clubs and 10 hotel/tavern gaming machine licensees that were required to submit reports pursuant to section 166 of the Act. In addition, the Southern Cross Club Turner submitted a report despite its licence having been surrendered on 19 November 2013. Tennis ACT did not submit a report as its licence was transferred to Eastlake which relocated the machines to its other venues and surrendered the licence on 26 April 2014.

All licensees submitted a report by the due date of 31 July 2014.

In accordance with section 172 of the Act, any shortfall in contributions below the required level of 8% of NGMR is required to be paid as a Community Contribution Shortfall Tax. All clubs made the required minimum community contribution level of 8% of NGMR and as a consequence no Community Contribution Shortfall Tax assessments have been issued.

In circumstances where a club had an annual gross gaming machine revenue of less than \$200,000, the legislation provides for the club to apply to the Minister for a lower required percentage of community contributions. The club must demonstrate that its viability would be brought into question if required to meet the full 8% of NGMR. No applications were received for 2013-14 from licensees seeking a determination from the Minister for a lower percentage.

## 5. THE EXTENT OF COMMUNITY CONTRIBUTIONS BY CLUBS

Table 3 below details the total value of approved community contributions by club gaming machine licensees for the last eight financial years:

**Table 3. Community Contributions and Proportion of NGMR\***

Financial Year	Total Approved Community Contributions (amended) \$m	Total Club NGMR \$m	Community Contributions as a % of NGMR	% change of contributions from previous year
2013-14	12.714	95.779	13.27	0.60 decrease
2012-13	12.791	99.473	12.86	0.44 increase
2011-12	12.735	101.964	12.49	9.84 increase
2010-11	11.594	100.935	11.49	12.41 decrease
2009-10	13.236	97.635	13.56	3.17 decrease
2008-09	13.669	98.647	13.86	4.64 decrease
2007-08	14.334	100.253	14.30	12.02 increase
2006-07	12.796	109.406	11.70	2.06 increase

\* NGMR is Net Gaming Machine Revenue as defined in the Gaming Machine Act 2004

Table 3 indicates that the total value of approved (eligible) contributions has marginally decreased compared to the previous financial year whilst the proportion of community contributions to NGMR for 2013-14 has increased compared to 2012-13. The level of NGMR in 2013-14 has decreased compared to the previous financial year.

Table 4 provides a summary of:

- total contributions made to each category;
- each category's proportion of the total community contributions; and
- a comparison of each category's proportion of total contributions for 2013-14 and the previous reporting period, 2012-13.

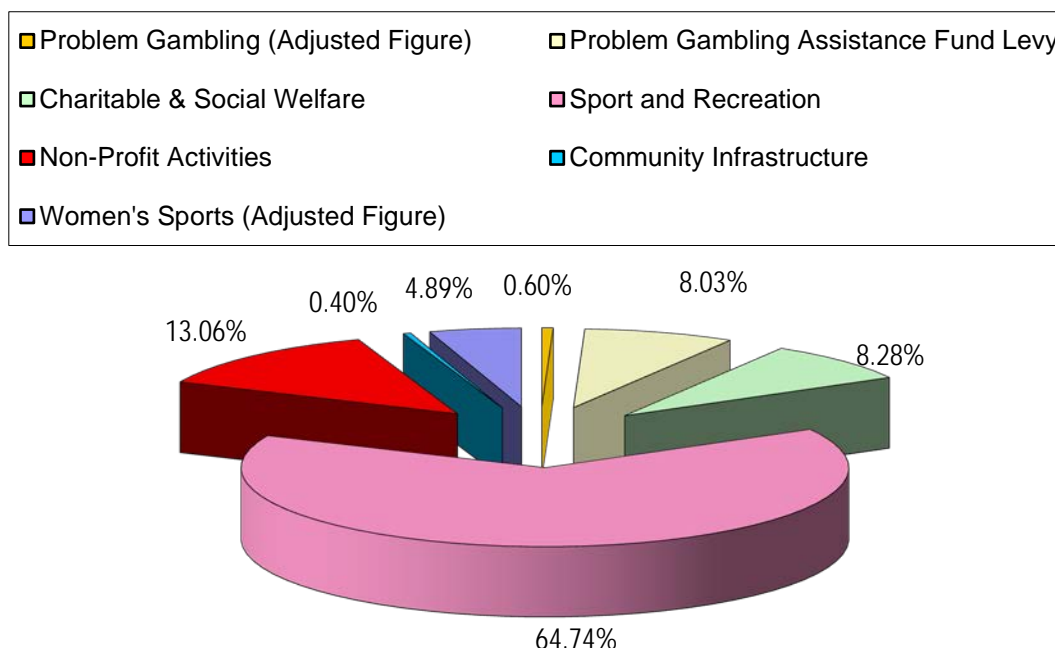
**Table 4. Contributions by Clubs**

Contribution Category	2013-14 Amount (\$)	2012-13 Amount (amended) (\$)	% Change from 2012-13	2013-14 % of Total Contributions	2012-13 % of Total Contributions
Charitable & Social Welfare	1,052,853	1,288,449	-18.29	8.28	10.07
Problem Gambling (adjusted)	76,921	77,986	-1.37	0.60	0.61
PGAF	1,020,923	1,059,555	-3.65	8.03	8.28
Sport and Recreation	8,230,247	8,277,843	-0.58	64.74	64.72
Women's Sport (adjusted)	621,250	473,286	31.26	4.89	3.70
Non-Profit Activities	1,660,263	1,562,511	6.26	13.06	12.22
Community Infrastructure	51,134	51,355	-0.44	0.40	0.40
<b>Total</b>	<b>12,713,591</b>	<b>12,790,985</b>	<b>-0.61</b>	<b>100.00</b>	<b>100.00</b>

In accordance with section 166 of the Act, in 2013-14 thirteen clubs reported contributions amounting to \$2,535,040 to registered parties and associated entities. Individual club contributions are listed at [Attachment F](#).

Figure 1 shows the proportion of community contributions provided to each category.

**Figure 1. Percentage of Total Club Contributions 2013-14**



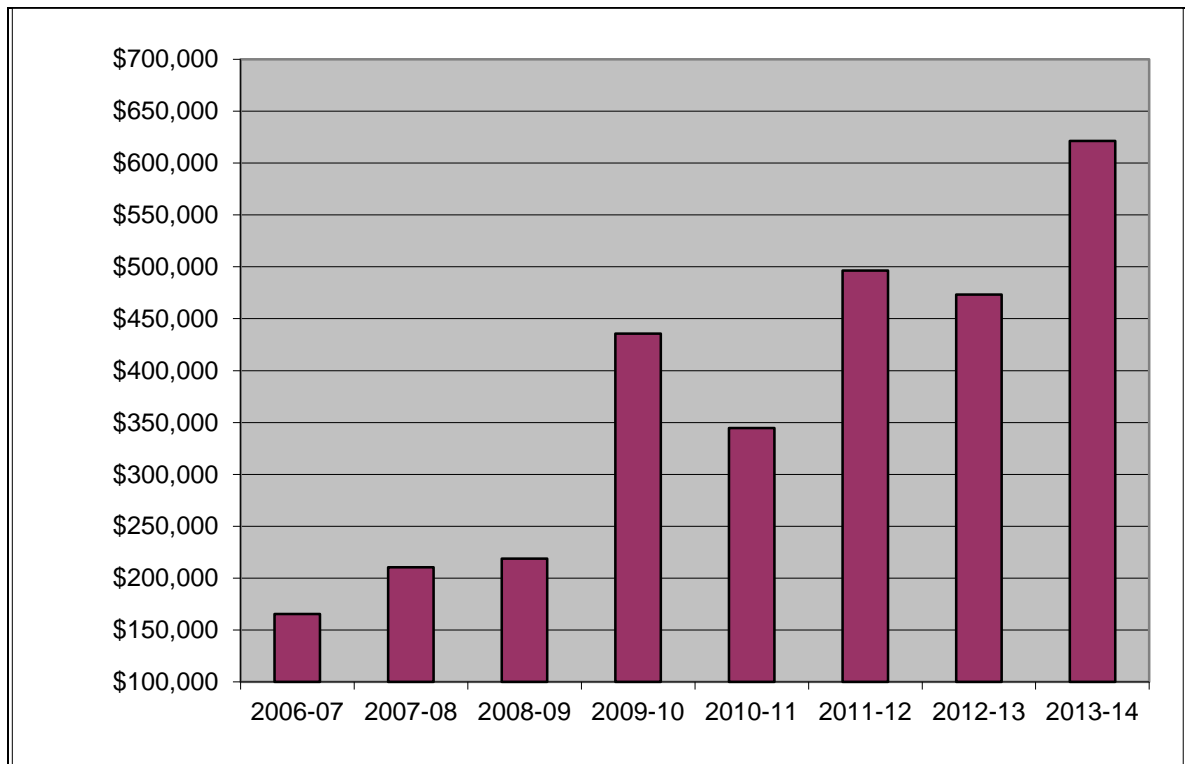
The level of contributions to the Sport and Recreation category consistently and significantly outweighs the combined totals of the other categories. This outcome highlights the fact that the support and development of sporting activities are among the principal objectives of many clubs and the expenditure consumed in pursuit of those objectives can be claimed as a community contribution.

The Commission notes the following observations in relation to club community contributions experienced in 2013-14 compared to 2012-13. Decreases in contribution amounts occurred in all categories except Women's Sport and Non-Profit Activities. The continued decrease in the Problem Gambling (adjusted) contribution level for 2013-14 is likely to be attributable to the level of the mandatory payments being made to the PGAF. The decrease in Charitable and Social Welfare expenditure may reflect the tightening economic conditions widely reported before and after the federal election held in September 2013.

### Women's Sport

The contributions to Women's Sport increased by \$147,964 or 31.26% from the previous year and Figure 2 below shows recent trends in this category.

**Figure 2. Women's Sport Contributions (Adjusted)**



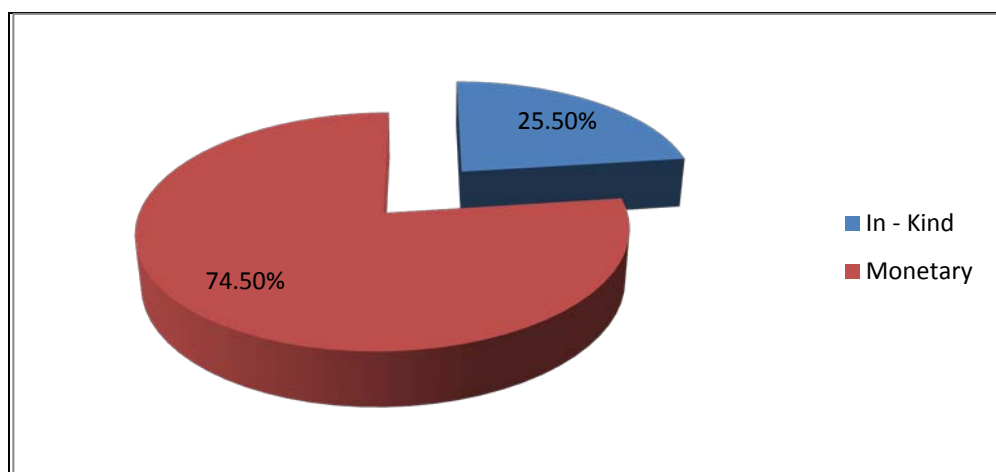
### In-Kind Contributions vs Monetary Contributions

A community contribution may consist of a monetary contribution or an in-kind contribution. An in-kind contribution is a contribution in lieu of a donation of funds, such as providing a free room where the hire of that room would otherwise incur a cost.

In the reporting period, community contributions of \$3,241,045 were in-kind and \$9,472,546 were monetary contributions.

Figure 3 below shows the break-up of in-kind and monetary contributions made by club licensees for 2013-14. This is consistent with the break-up observed in 2012-13.

**Figure 3. In-Kind and Monetary Contributions by Clubs 2013-14**



### Other Statistics

There is a wide range in the level of individual club contributions. While the smaller clubs provide a much lower dollar amount, their contributions as a proportion of their NGMR is significantly higher on average than for the larger clubs. In the reporting period the:

- 20 clubs that had the *highest* NGMR for the financial year had an average contribution percentage of 13.33% and provided an amount of \$10,299,673 or 81.01% of the total club contributions;
- 20 clubs with the *lowest* NGMR for the financial year had an average contribution percentage of 47.92% and provided an amount of \$853,021 or 6.71% of the total club contributions; and
- the remaining 10 clubs had an average contribution percentage of 12.28% and contributed \$1,560,897 or 12.28% of the total club contributions.

The clubs' reports also show that:

- 17 clubs declared contributions in excess of 20% of NGMR;
- 31 clubs declared contributions between 8% and 20% of NGMR; and
- 2 clubs had zero or negative NGMR and therefore did not record a proportion of contributions to revenue.

Table 5 provides a summary of the number of clubs that contributed in each category and an average amount of each contribution.

**Table 5. Average Contribution per Category 2013-14**

<b>Contribution Category</b>	<b>Total Contributions (\$)</b>	<b>Number of Contributing Clubs</b>	<b>Average Contribution Per Contributing Club (\$)</b>
Charitable and Social Welfare	1,052,853	41	25,679
Problem Gambling (adjusted)	76,921	5	15,384
PGAF	1,020,923	49	20,835
Sport and Recreation	8,230,247	45	182,894
Women's Sport (adjusted)	621,250	33	18,826
Non-Profit Activities	1,660,263	40	41,507
Community Infrastructure	51,134	1	51,134
<b>Total</b>	<b>12,713,591</b>		

A summary of the 'Required and Actual Community Contributions' for the individual clubs is at [Attachment C](#). A further summary detailing the contributions by individual clubs to the various categories is at [Attachment D](#).

## 6. THE EXTENT OF COMMUNITY CONTRIBUTIONS BY HOTELS AND TAVERNS

Hotels and taverns are required to report on their community contributions or to submit a nil report if no contributions have been made during the reporting period. The categories of community contributions including Women's Sport and Problem Gambling that apply to clubs also apply to hotels and taverns. However, the statistical information for hotels and taverns is based on the gross gaming machine revenue (GGMR) consistent with the legislative reporting requirements.

For the hotel/tavern group of licensees, GGMR in 2013-14 was \$468,112. These licensees contributed \$8,740 to the community, which represents 1.87% of their GGMR. In 2012-13 the total contributions amounted to \$8,676 representing 1.58% of their total GGMR of \$547,129. Table 6 below provides the amount of contributions made by hotel and tavern gaming machine licensees to each category.

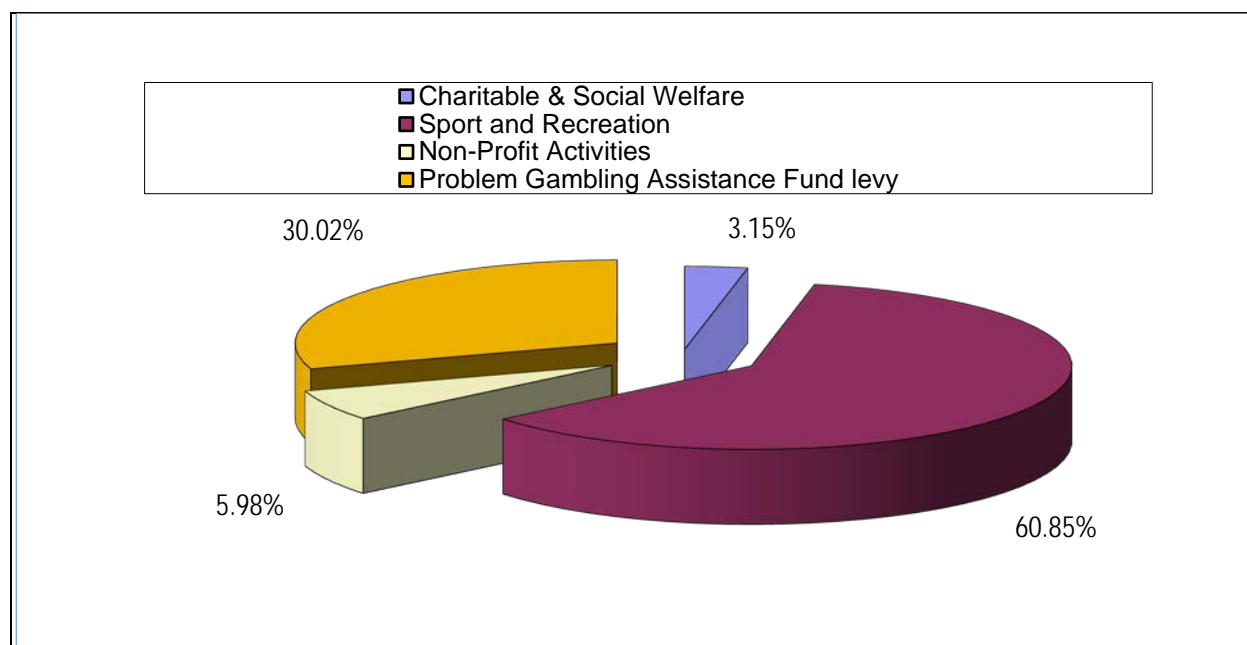
**Table 6. Contributions by Hotels and Taverns**

Contribution Category	2013-14 Amount (\$)	2012-13 Amount ( <i>amended</i> ) (\$)	% Change from 2012-13	2013-14 % of GGMR*	2013-14 % of Total Contributions	2012-13 % of Total Contributions
Charitable & Social Welfare	275	250	10.0	0.06	3.15	19.33
Problem Gambling (adjusted)	0	0	0	0.00	0.00	0
PGAF	2,624	3,299	-20.05	0.56	30.02	42.40
Sport and Recreation	5,318	4,505	18.05	1.14	60.85	33.65
Women's Sport (adjusted)	0	0	0	0.00	0.00	0
Non-Profit Activities	523	622	15.92	0.11	5.98	4.62
Community Infrastructure	0	0	0	0.00	0.00	0
<b>Total</b>	<b>8,740</b>	<b>8,676</b>	<b>0.73</b>	<b>1.87</b>	<b>100.00</b>	<b>100.00</b>

\* GGMR is Gross Gaming Machine Revenue as defined in the Gaming Machine Act 2004

Figure 4 shows the proportion of community contributions provided to each category.

**Figure 4. Percentage of Hotel/Tavern Contributions 2013-14**



A summary of community contributions for each hotel and tavern gaming machine licensee is at Attachment E. This attachment identifies each hotel/tavern, the relevant GGMR, the number of gaming machines and the contributions to the various categories.



## ***Gaming Machine Act 2004***

### **Part 12                      Community contributions**

#### **164                      Approval of community contributions**

(1) The Commission may approve contributions made by a licensee to a stated entity for a stated purpose as community contributions if satisfied the contributions will have the effect of—

- (a) contributing to or supporting the development of the community; or
- (b) raising the standard of living of the community or part of the community.

**Examples of areas of contributions**

- 1        charitable and social welfare
- 2        sport and recreation
- 3        non-profit activities
- 4        community infrastructure

*Note*        An example is part of the Act, is not exhaustive and may extend, but does not limit, the meaning of the provision in which it appears (see Legislation Act, s 126 and s 132).

(2) The Regulations may make provision in relation to contributions, including—

- (a) guidelines for approving contributions as community contributions; and
- (b) how contributions may be claimed.

**Example**

A capital payment may be claimed proportionately over a number of years.

(3) In this section:

***community*** includes a community outside the ACT.

***contribution***, by a licensee—

- (a) includes the value of a contribution made in kind by the licensee; but
- (b) does not include the following:
  - (i) expenditure on commercial activities, or, if the licensee is a club, on the social or entertainment activities of the club for its members;
  - (ii) expenditure intended to promote the licensee's activities;
  - (iii) expenditure in relation to gambling (for example, the purchase of gaming machines);
  - (iv) capital payments for assets owned, controlled or being acquired by the licensee or an associated organisation that are not available to be used by the public;
  - (v) capital payments or other expenditure on assets owned, controlled or being acquired by the licensee, if the assets are not in the ACT;
  - (vi) notional provisions (for example, long service and annual leave), other than depreciation;
  - (vii) depreciation in relation to a capital payment mentioned in paragraph (iv) or (v);
  - (viii) depreciation in relation to a capital payment that is an approved contribution;
  - (ix) a capital payment if depreciation in relation to the payment is an approved contribution;

- (x) a contribution made out of donations collected by the licensee, or out of the proceeds of any special fundraising activity conducted by the licensee;
- (xi) a contribution to a business association, registered party, associated entity or trade union;
- (xii) if a contribution is made on a condition—the value to the licensee of that condition being fulfilled;
- (xiii) if an asset is otherwise a contribution—the value of any income earned from the asset (for example, entry or hiring fees);
- (xiv) a contribution made to another licensee under a reciprocal arrangement or agreement;
- (xv) the cost of borrowing funds to acquire an asset;
- (xvi) the payment of a tax, fee or levy, other than a payment required under section 163A (1) (Required payment to problem gambling assistance fund).

#### **165 Records of contributions**

- (1) A licensee must record each community contribution made by the licensee, stating—
  - (a) the entity to which, and the purpose for which, each contribution was made; and
  - (b) the amount or value of the contribution and the date when, or period over which, it was made.

Maximum penalty: 20 penalty units.
- (2) To remove any doubt, a record must relate to single licensed premises.
- (3) An offence against this section is a strict liability offence.

#### **166 Report about records and finances**

- (1) Within 1 month after the end of a financial year, a licensee must give the commission a copy of the records kept under section 165 that relate to the financial year, together with a financial report for the financial year.

Maximum penalty: 20 penalty units.

- (2) In this section:

***financial report*** means a report about the following:

- (a) the gross revenue of the licensee;
- (b) if the licensee is a club—the net revenue of the licensee;
- (c) the total value of community contributions;
- (d) the total value of contributions to registered parties and associated entities.

*Note* If a form is approved under the Control Act, s 53D for a financial report, the form must be used.

#### **167 Commission must report to Minister**

Within 4 months after the end of the financial year, the Commission must give the Minister a report—

- (a) summarising the extent of compliance by licensees with section 165 and section 166 for the financial year; and

- (b) analysing the extent to which revenue received by licensees was being used to make community contributions during the financial year.

#### **168 Minister must present commission's report**

The Minister must present a report given to the Minister under section 167 to the Legislative Assembly within 6 sitting days after the day the Minister receives the report.

#### **169 Required community contributions**

- (1) For a licensee that is a club, the **required community contribution** for a financial year is the required percentage of the club's net revenue for the financial year.
- (2) In subsection (1):  
**required percentage**, for a club, means—
  - (a) 8%; or
  - (b) if the Minister determines a different percentage under subsection (3) for the club—that percentage.
- (3) The Minister may, in writing, determine a lower required percentage for a club if satisfied, on application by the club, that—
  - (a) the gross revenue of the club for a financial year is, or is likely to be, less than \$200 000; and
  - (b) if the required percentage for the club were 8%, the application of subsection (1) to the club would so seriously affect the club's viability that it would not be just and equitable in the circumstances for that subsection to apply to the club.
- (4) A determination under subsection (3) is a disallowable instrument.

*Note* A disallowable instrument must be notified, and presented to the Legislative Assembly, under the Legislation Act.

#### **170 Corporations with several licences**

- (1) This section applies to a club that is a licensee if a corporation owns the club and at least 1 other club that is a licensee.
- (2) In working out the community contributions for the club, common expenditure on behalf of the different clubs must be allocated between the clubs in proportion to the number of gaming machines operated by each club.

#### **171 Women's sport community contributions**

- (1) For every \$3 of women's sport community contributions that a licensee contributes to an entity under section 164 (1), the licensee's required community contributions must be worked out as if the licensee had contributed \$4.
- (2) In this section:  
**women's sport community contributions** means community contributions that the Commission is satisfied will benefit or enhance women's sport conducted in the ACT, or with participants mainly based in the ACT.

### **171A Problem gambling community contributions**

- (1) For every \$3 of problem gambling community contributions that a licensee contributes to an entity under section 164 (1), the licensee's required community contributions must be worked out as if the licensee had contributed \$4.
- (2) This section does not apply to a payment required under section 163A (1) (Required payment to problem gambling assistance fund).
- (3) In this section:  
*problem gambling community contributions* means community contributions that the commission is satisfied will assist in—
  - (a) alleviating problem gambling; or
  - (b) alleviating the disadvantages that arise from problem gambling; or
  - (c) providing information about problem gambling.

### **172 Community contribution shortfall tax**

- (1) Tax (the *community contribution shortfall tax*) is imposed on a community contribution shortfall of a licensee that is a club at the rate of 100%.
- (2) The licensee must pay the community contribution shortfall tax.
- (3) Community contribution shortfall tax is payable 30 days after the day the licensee receives an assessment under the Control Act, part 6.
- (4) If an amount of community contribution shortfall tax is paid, the commission must transfer the amount to the grants program fund or, if another fund is prescribed under the regulations, that fund.
- (5) In this section:  
*community contribution shortfall*, for a licensee that is a club in relation to a financial year, means the amount (if any) by which the club's community contributions fall short of its required community contribution.

## *Gaming Machine Regulation 2004*

### **Part 9 Community contributions**

#### **63 Guidelines for approving contributions generally—Act, s 164 (2) (a)**

- (1) The Commission must not approve an amount spent on the following as a contribution:
- (a) professional entertainment provided for patrons or used for the purpose of directly promoting activities associated with the operation of the licensee and, if the licensee is a club, with the operation of an associated organisation;
  - (b) the provision of alcoholic beverages either directly or indirectly through the provision of gifts, donations or prizes;
  - (c) the provision of expenditure, funds, subsidies or discounts relating in any way to a gambling activity;
  - (d) subsidised or free meals, snacks, other food or beverages provided to a licensee's patrons.

*Note* See the Act, s 164 (3), def **contribution**, par (b) (i)-(iii).

- (2) Subsection (1) (c) does not prevent the Commission from approving an amount spent on the provision of prizes for raffles conducted by an entity that is not the licensee or an associated organisation if the amount is otherwise an eligible contribution.

#### **64 Guidelines for approving contributions as charitable and social welfare community contributions—Act, s 164 (2) (a)**

The Commission may approve a contribution as a charitable and social welfare community contribution only if—

- (a) the contribution is made to a charitable organisation; or
- (b) the contribution—
  - (i) is made to another entity for charitable and welfare purposes; and
  - (ii) in the Commission's opinion, supports the development of a community or helps to raise the standard of living of a community.

*Note* **Community**—see the Act, s 164 (3).

##### **Examples for par (a)**

- 1 the Salvation Army
- 2 St Vincent de Paul
- 3 the Smith Family

**Examples of contributions that may support the development of a community or help to raise the standard of living of a community**

- 1 child protection and family support
- 2 drug and alcohol support
- 3 hospital equipment for use in retirement villages or facilities for use by residents of the villages or facilities.

*Note* An example is part of the regulation, is not exhaustive and may extend, but does not limit, the meaning of the provision in which it appears (see Legislation Act, s 126 and s 132).

**64A Guidelines for approving contributions as problem gambling community contributions—Act, s 164 (2) (a)**

The Commission may approve a contribution as a problem gambling community contribution only if the contribution is made for—

- (a) counselling or support services for problem gamblers that are not provided by the licensee; or
- (b) training or education programs on the recognition and avoidance of problem gambling; or
- (c) public awareness campaigns for problem gambling; or
- (d) programs to research and collect data on problem gambling.

**Example—par (a)**

counselling or support services provided by Lifeline Canberra Inc, the Salvation Army or Anglicare

**Examples—par (b)**

- 1 the development and delivery of an education program that assists in recognising and avoiding problem gambling
- 2 the development and delivery of an education program that trains staff in effectively providing services to address problem gambling

**Example—par (d)**

research by a national research centre on the implications of problem gambling for the community

*Note* An example is part of the regulation, is not exhaustive and may extend, but does not limit, the meaning of the provision in which it appears (see Legislation Act, s 126 and s 132).

**65 Guidelines for approving contributions as sport and recreation community contributions—Act, s164 (2) (a)**

(1) The Commission may approve a contribution as a sport and recreation community contribution only if the contribution is made to promote, develop or encourage sport or sporting or recreational activities.

**Examples of promoting or developing sport or sporting activities**

- 1 junior coaching sessions for a sport
- 2 sports skills seminars
- 3 workshops to increase sports skills

*Note* An example is part of the regulation, is not exhaustive and may extend, but does not limit, the meaning of the provision in which it appears (see Legislation Act, s 126 and s 132).

(2) For this section, the following contributions promote, develop or encourage sport or sporting activities:

- (a) payment of a sportsperson's wages or expenses;
- (b) payment for sports uniforms and equipment;
- (c) payment for sporting coaches and umpires (however described);

- (d) maintenance of sporting facilities that are available to the public, whether generally available or only for limited periods;
- (e) payments to an entity that promotes or develops sport or sporting activities, whether or not the entity is part of the licensee or, if the licensee is a club, an associated organisation.

**Examples of entities for par (e)**

- 1 soccer club
- 2 darts club
- 3 snooker club

(3) Without limiting subsections (1) and (2), the following contributions promote, develop or encourage women's sport:

- (a) payment for women's sporting teams;
- (b) payment for women's sporting events or programs;
- (c) payment for coaching, equipment, training or insurance for women's sporting activities.

(4) Subsections (2) and (3) do not limit the kinds of contributions that promote, develop or encourage sport and sporting activities.

(5) For this section, the following contributions promote, develop or encourage recreational activities:

- (a) maintenance of recreational facilities that are available to the public, whether generally available or only for limited periods;
- (b) support for recreational activities or events that are available to the public, for example, bushwalking or orienteering;
- (c) payments to an entity that promotes or develops recreational activities, whether or not the entity is part of the licensee or, if the licensee is a club, an associated organisation.

**Examples of entities for par (c)**

- 1 bridge club
- 2 fishing club
- 3 film club
- 4 fitness club

(6) Subsection (5) does not limit the kinds of contributions that promote, develop or encourage recreational activities.

## **66 Guidelines for approving contributions as non-profit activities community contributions—Act s 164 (2) (a)**

The Commission may approve a contribution as a non-profit activities community contribution only if the contribution—

- (a) is made for a non-profit, non-political activity that benefits the community; or
- (b) is made to an entity for an activity that is non-political and, in the commission's opinion, is intended to develop a community, raise the standard of living of a community or help develop community spirit.

**Examples of eligible contributions**

- 1 contributions to schools or other educational institutions or programs
- 2 scholarships that are otherwise eligible contributions
- 3 contributions to ethnic organisations for multicultural activities

- 4 support for events to develop community spirit or participation
- 5 special services or celebrations, such as ANZAC Day, Canberra Day and Australia Day
- 6 significant ACT public events
- 7 contributions to volunteer organisations that provide benevolent or community related services

*Note* An example is part of the regulation, is not exhaustive and may extend, but does not limit, the meaning of the provision in which it appears (see Legislation Act, s 126 and s 132).

## **67 Guidelines for approving contributions as community infrastructure community contributions—Act, s 164 (2) (a)**

The Commission may approve a contribution as a community infrastructure community contribution only if the contribution—

- (a) is made for the construction or development of infrastructure for, or for use by, a community; and

*Note* **Community**—see the Act, s 164 (3).

- (b) is intended to result in the development of an asset.

### **Example of eligible contributions**

expenses to design, build or upgrade sporting ovals, grandstands, oval lighting, museums, art galleries, playgrounds, public car parks, parklands or gymnasiums

*Note* An example is part of the regulation, is not exhaustive and may extend, but does not limit, the meaning of the provision in which it appears (see Legislation Act, s 126 and s 132).

## **68 Claiming contributions if income related to contribution—Act, s 164 (2)**

- (1) This section applies to any community contribution by a licensee.
- (2) If the licensee or, if the licensee is a club, an associated organisation receives an amount that is charged in relation to the activity or facility contributed to, the licensee may only claim the contribution if—

- (a) the licensee has records that clearly identify the amount charged; and
- (b) the amount charged is subtracted from the amount of the contribution.

- (3) In this section:

**charged**, in relation to an activity or facility, includes an amount otherwise earned by the licensee in relation to the activity or facility.

### **Examples of charges or other amounts earned**

- 1 a charge for use of a facility
- 2 an entry fee

*Note* An example is part of the regulation, is not exhaustive and may extend, but does not limit, the meaning of the provision in which it appears (see Legislation Act, s 126 and s 132).

## **69 Timing of claiming contributions—Act, s 164 (2)**

- (1) This section applies to a community contribution other than an in-kind contribution.
- (2) To remove any doubt, a contribution that is an amount is made when the amount is given, not when the thing for which the amount is given is provided or agreed to.

### **Examples**

- 1 If an agreement to sponsor a team is made in June 2005 but the 1st payment is not made until July 2005, the community contribution cannot be claimed until the 2005-06 financial year.



- 2 If an item is paid for in June 2005 but is not delivered or conducted until July 2005, the community contribution must be claimed in the 2004-05 financial year.

*Note* An example is part of the regulation, is not exhaustive and may extend, but does not limit, the meaning of the provision in which it appears (see Legislation Act, s 126 and s 132).

## **70 Claiming in-kind contributions—Act, s 164 (2)**

A licensee may claim a contribution other than a monetary contribution as a community contribution only if the licensee has records that—

- (a) set out how the value of the contribution was worked out; and
- (b) provides evidence that the value worked out is based on the cost of providing the contribution or the market value of the contribution.

### **Examples of contributions**

- 1 discounts on the usual selling or supply price of goods or services provided by licensee
- 2 free or subsidised use of licensee's facilities or equipment if the value of the contribution is worked out in relation to the usual hire fee

*Note* An example is part of the regulation, is not exhaustive and may extend, but does not limit, the meaning of the provision in which it appears (see Legislation Act, s 126 and s132).

Club Name	Number of EGMs as of 30/06/2014	Gross Gaming Machine Revenue (\$)	Net Gaming Machine Revenue (\$)	Minimum Requirement (8% of NGMR) (\$)	Eligible Contributions		Excess / (Shortfall) (\$)
					(\$)	% of NGMR	
ACT RUGBY UNION CLUB	15	95,603	72,658	5,813	20,909	28.78%	15,096
AINSLIE GROUP							
- AINSIE FOOTBALL & SOCIAL CLUB	209	6,773,078	3,782,193	302,575	794,647	21.01%	492,072
- CANBERRA CITY BOWLING CLUB	9	187,949	137,963	11,037	15,885	11.51%	4,848
- GUNGAHLIN LAKES GOLF & COMMUNITY CLUB	205	8,893,064	4,948,186	395,855	662,001	13.38%	266,146
AUSTRALIAN CROATIAN CLUB	13	17,510	13,308	1,065	8,987	67.53%	7,922
AUSTRIAN AUSTRALIAN CLUB	17	125,034	94,832	7,587	10,037	10.58%	2,450
BELCONNEN BOWLING CLUB	15	91,031	69,184	5,535	218,845	316.32%	213,310
BELCONNEN SOCCER GROUP							
- BELCONNEN SOCCER CLUB HAWKER	67	1,726,276	1,006,452	80,516	169,879	16.88%	89,363
- BELCONNEN SOCCER CLUB McKELLAR	77	2,129,939	1,228,467	98,277	153,356	12.48%	55,079
CANBERRA BOWLING CLUB	11	62,325	47,367	3,789	4,774	10.08%	985
CANBERRA CLUB (THE)	45	150,585	113,540	9,083	31,427	27.68%	22,344
CANBERRA DEAKIN FOOTBALL CLUB	40	665,735	422,176	33,774	112,308	26.60%	78,534
CANBERRA HIGHLAND SOCIETY & BURNS CLUB	130	2,321,672	1,333,920	106,714	161,997	12.14%	55,283
CANBERRA IRISH CLUB	36	558,967	361,485	28,919	100,018	27.67%	71,099
CANBERRA LABOR GROUP							
- CANBERRA LABOR CLUB	282	15,953,313	8,831,322	706,506	802,420	9.09%	95,914
- CITY LABOR CLUB	61	3,294,861	1,869,173	149,534	161,680	8.65%	12,146
- GINNINDERRA LABOR CLUB	95	4,249,544	2,394,249	191,540	216,947	9.06%	25,407
- WESTON CREEK LABOR CLUB	50	1,453,820	856,601	68,528	105,159	12.28%	36,631
CANBERRA RACING CLUB	14	-333	0	0	7,419	0.00%	7,419
CANBERRA RAIDERS GROUP							
- RAIDERS GUNGAHLIN	238	8,486,343	4,724,489	377,959	489,672	10.36%	111,713
- RAIDERS BELCONNEN	153	5,518,119	3,091,965	247,357	363,525	11.76%	116,168
- RAIDERS WESTON	90	4,362,181	2,456,200	196,496	272,613	11.10%	76,117
CANBERRA SERVICES CLUB	15	0	0	0	400	0.00%	400
CANBERRA SOUTHERN CROSS GROUP							
- SOUTHERN CROSS CLUB	295	12,849,340	7,124,137	569,931	620,579	8.71%	50,648
- SOUTHERN CROSS CLUB TUGGERANONG	195	8,862,583	4,931,421	394,514	430,930	8.74%	36,416
- SOUTHERN CROSS CLUB TURNER	0	135,313	93,226	7,458	34,269	36.76%	26,811
- SOUTHERN CROSS CLUB JAMISON	160	4,011,055	2,263,081	181,046	231,402	10.23%	50,356
- SOUTHERN CROSS YACHT CLUB	30	165,195	124,077	9,926	120,732	97.30%	110,806

<b>CANBERRA TRADESMEN'S UNION CLUB</b>	<b>400</b>	15,356,904	8,503,297	680,264	905,198	10.65%	224,934
<b>EASTLAKE GROUP</b>							
- CALWELL CLUB	<b>114</b>	3,966,079	2,238,344	179,068	204,202	9.12%	25,134
- EASTLAKE FOOTBALL CLUB	<b>99</b>	3,880,475	2,191,261	175,301	966,727	44.12%	791,426
- SPORTS CLUB KALEEN	<b>150</b>	2,026,908	1,171,799	93,744	187,889	16.03%	94,145
<b>FEDERAL GOLF CLUB</b>	<b>9</b>	18,001	13,681	1,094	7,175	52.44%	6,081
<b>HARMONIE GERMAN CLUB</b>	<b>20</b>	310,589	215,652	17,252	28,040	13.00%	10,788
<b>HELLENIC CLUB GROUP</b>							
- HELLENIC CLUB IN THE CITY	<b>40</b>	1,201,182	717,650	57,412	183,983	25.64%	126,571
- HELLENIC CLUB OF CANBERRA	<b>254</b>	11,201,575	6,217,866	497,429	830,072	13.35%	332,643
<b>ITALO AUSTRALIAN CLUB</b>	<b>60</b>	607,831	389,870	31,190	51,867	13.30%	20,677
<b>MAGPIES GROUP</b>							
- MAGPIES BELCONNEN GOLF CLUB	<b>15</b>	263,411	187,645	15,012	44,260	23.59%	29,248
- MAGPIES CITY CLUB	<b>35</b>	453,497	299,251	23,940	106,096	35.45%	82,156
- MAGPIES SPORTS CLUB	<b>93</b>	2,661,113	1,520,612	121,649	272,779	17.94%	151,130
<b>MAWSON CLUB</b>	<b>150</b>	5,381,772	3,016,975	241,358	259,991	8.62%	18,633
<b>MURRUMBIDGEE COUNTRY CLUB</b>	<b>8</b>	160,430	120,493	9,639	35,708	29.63%	26,069
<b>NATIONAL PRESS CLUB</b>	<b>8</b>	64,451	48,983	3,919	15,689	32.03%	11,770
<b>SPANISH AUSTRALIAN CLUB</b>	<b>14</b>	16,549	12,577	1,006	15,818	125.77%	14,812
<b>TUGGERANONG RUGBY UNION GROUP</b>							
- CHISHOLM SPORTS CLUB	<b>150</b>	5,236,574	2,937,115	234,969	276,615	9.42%	41,646
- LANYON VLY RUGBY UNION & AMATEUR SPORTS CLUB	<b>140</b>	4,888,244	2,745,534	219,643	294,673	10.73%	75,030
- TOWN CENTRE SPORTS CLUB	<b>183</b>	7,171,516	4,001,334	320,107	502,420	12.56%	182,313
- TUGGERANONG VALLEY RUGBY UNION CLUB	<b>231</b>	8,054,803	4,487,141	358,971	830,057	18.50%	471,086
<b>WODEN TRADESMEN'S UNION CLUB</b>	<b>140</b>	3,774,951	2,133,223	170,658	344,982	16.17%	174,324
<b>YOWANI COUNTRY CLUB</b>	<b>26</b>	313,139	217,026	17,362	26,533	12.23%	9,171
<b>TOTALS</b>	<b>4,906</b>	<b>170,150,096</b>	<b>95,779,001</b>	<b>7,662,320</b>	<b>12,713,591</b>	<b>13.27%</b>	<b>5,051,271</b>

NB: The Southern Cross Club Turner submitted a report despite its licence having been surrendered on 19 November 2013. The Canberra Services Club has not traded since April 2011 due to fire destroying its premises but provided its temporary administration facility as a meeting room for community contribution purposes during the reporting period. Tennis ACT did not submit a report as its licence was transferred to Eastlake which relocated the machines to its other venues and surrendered the Lyneham venue's licence on 26 April 2014.

Club Name	Eligible Contributions Total (\$)	Charitable & Social Welfare		Problem Gambling			Problem Gambling Assistance Fund Levy		Sport & Recreation		Women's Sport			Non-Profit Activities		Community Infrastructure	
		(\$)	% of Total	Actual (\$)	Adjusted (\$)	% of Total	(\$)	% of Total	(\$)	% of Total	Actual (\$)	Adjusted (\$)	% of Total	(\$)	% of Total	(\$)	% of Total
ACT RUGBY UNION CLUB	20,909	2,873	13.74	0	0	0.00	577	2.76	14,227	68.04	0	0	0.00	3,232	15.46	0	0.00
AINSLIE GROUP																	
- AINSIE FOOTBALL & SOCIAL CLUB	794,647	3,412	0.43	4,890	6,520	0.82	40,638	5.11	725,141	91.25	0	0	0.00	18,936	2.38	0	0.00
- CANBERRA CITY BOWLING CLUB	15,885	0	0.00	0	0	0.00	1,130	7.11	14,755	92.89	0	0	0.00	0	0.00	0	0.00
- GUNGAHLIN LAKES GOLF & COMM CLUB	662,001	1,592	0.24	0	0	0.00	53,357	8.06	567,820	85.77	9,987	13,316	2.01	25,916	3.91	0	0.00
AUSTRALIAN CROATIAN CLUB	8,987	3,427	38.13	0	0	0.00	105	1.17	5,455	60.70	0	0	0.00	0	0.00	0	0.00
AUSTRIAN AUSTRALIAN CLUB	10,037	0	0.00	0	0	0.00	750	7.47	0	0.00	0	0	0.00	9,287	92.53	0	0.00
BELCONNEN BOWLING CLUB	218,845	455	0.21	0	0	0.00	546	0.25	209,877	95.90	4,089	5,452	2.49	2,515	1.15	0	0.00
BELCONNEN SOCCER GROUP																	
- BELCONNEN SOCCER HAWKER	169,879	3,207	1.89	0	0	0.00	10,358	6.10	106,950	62.96	6,546	8,728	5.14	40,636	23.92	0	0.00
- BELCONNEN SOCCER MCKELLAR	153,356	3,686	2.40	0	0	0.00	12,779	8.33	120,621	78.65	7,524	10,032	6.54	6,238	4.07	0	0.00
CANBERRA BOWLING CLUB	4,774	1,400	29.33	0	0	0.00	374	7.83	0	0.00	450	600	12.57	2,400	50.27	0	0.00
CANBERRA CLUB (THE)	31,427	0	0.00	0	0	0.00	904	2.88	9,705	30.88	0	0	0.00	20,818	66.24	0	0.00
CANBERRA DEAKIN FOOTBALL CLUB	112,308	800	0.71	0	0	0.00	9,062	8.07	74,446	66.29	1,200	1,600	1.42	26,400	23.51	0	0.00
CANBERRA HIGHLAND SOCIETY & BURNS CLUB	161,997	12,520	7.73	0	0	0.00	13,929	8.60	124,791	77.03	91	121	0.07	10,636	6.57	0	0.00
CANBERRA IRISH CLUB	100,018	240	0.24	0	0	0.00	3,354	3.35	30,215	30.21	0	0	0.00	66,209	66.20	0	0.00
CANBERRA LABOR GROUP																	
- CANBERRA LABOR CLUB	802,420	12,722	1.59	30,151	40,201	5.01	95,719	11.93	304,081	37.90	21,800	29,067	3.62	269,496	33.59	51,134	6.37
- CITY LABOR CLUB	161,680	8,700	5.38	6,492	8,656	5.35	19,769	12.23	17,636	10.91	51,000	68,000	42.06	38,919	24.07	0	0.00
- GINNINDERRA LABOR CLUB	216,947	15,511	7.15	10,279	13,705	6.32	25,497	11.75	71,918	33.15	23,000	30,667	14.14	59,649	27.49	0	0.00
- WESTON CREEK LABOR CLUB	105,159	2,870	2.73	5,879	7,839	7.45	8,723	8.30	67,039	63.75	11,746	15,661	14.89	3,027	2.88	0	0.00
CANBERRA RACING CLUB	7,419	2,000	26.96	0	0	0.00	2,419	32.61	3,000	40.44	0	0	0.00	0	0.00	0	0.00
CANBERRA RAIDERS GROUP																	
- RAIDERS GUNGAHLIN	489,672	63,640	13.00	0	0	0.00	48,507	9.91	349,998	71.48	17,482	23,309	4.76	4,218	0.86	0	0.00
- RAIDERS BELCONNEN	363,525	12,550	3.45	0	0	0.00	32,218	8.86	287,080	78.97	2,100	2,800	0.77	28,877	7.94	0	0.00
- RAIDERS WESTON	272,613	7,218	2.65	0	0	0.00	31,225	11.45	206,082	75.60	1,373	1,831	0.67	26,257	9.63	0	0.00
CANBERRA SERVICES CLUB	400	0	0.00	0	0	0.00	0	0.00	0	0.00	0	0	0.00	400	100.00	0	0.00
CANBERRA SOUTHERN CROSS GROUP																	
- SOUTHERN CROSS CLUB	620,579	155,253	25.02	0	0	0.00	72,279	11.65	233,162	37.57	3,900	5,200	0.84	154,685	24.93	0	0.00
- SOUTHERN CROSS CLUB TUGGERANONG	430,930	37,990	8.82	0	0	0.00	48,337	11.22	304,801	70.73	56	75	0.02	39,727	9.22	0	0.00
- SOUTHERN CROSS CLUB TURNER	34,269	7,738	22.58	0	0	0.00	812	2.37	18,784	54.81	0	0	0.00	6,935	20.24	0	0.00

Categories Eligible Community Contributions – Licensed Clubs

ATTACHMENT D

CANBERRA SOUTHERN CROSS GROUP continued - SOUTHERN CROSS CLUB JAMISON	231,402	43,283	18.70	0	0	0.00	26,529	11.46	88,414	38.21	46	61	0.03	73,115	31.60	0	0.00
- SOUTHERN CROSS YACHT CLUB	120,732	11,463	9.49	0	0	0.00	2,621	2.17	71,113	58.90	9	12	0.01	35,523	29.42	0	0.00
CANBERRA TRADESMEN'S UNION CLUB	905,198	214,908	23.74	0	0	0.00	83,836	9.26	300,134	33.16	164,845	219,793	24.28	86,527	9.56	0	0.00
EASTLAKE GROUP - CALWELL CLUB	204,202	30	0.01	0	0	0.00	23,925	11.72	166,830	81.70	1,100	1,467	0.72	11,950	5.85	0	0.00
- EASTLAKE FOOTBALL CLUB	966,727	12,468	1.29	0	0	0.00	22,537	2.33	914,239	94.57	6,645	8,860	0.92	8,623	0.89	0	0.00
- SPORTS CLUB KALEEN	187,889	545	0.29	0	0	0.00	11,196	5.96	171,020	91.02	1,773	2,364	1.26	2,764	1.47	0	0.00
FEDERAL GOLF CLUB	7,175	7,050	98.26	0	0	0.00	125	1.74	0	0.00	0	0	0.00	0	0.00	0	0.00
HARMONIE GERMAN CLUB	28,040	13,238	47.21	0	0	0.00	2,552	9.10	8,534	30.44	0	0	0.00	3,716	13.25	0	0.00
HELLENIC CLUB GROUP - HELLENIC CLUB IN THE CITY	183,983	7,546	4.10	0	0	0.00	11,976	6.51	76,051	41.34	15,773	21,031	11.43	67,379	36.62	0	0.00
- HELLENIC CLUB OF CANBERRA	830,072	144,600	17.42	0	0	0.00	61,850	7.45	301,382	36.31	1,959	2,612	0.31	319,628	38.51	0	0.00
ITALO AUSTRALIAN CLUB	51,867	118	0.23	0	0	0.00	3,520	6.79	11,619	22.40	0	0	0.00	36,610	70.58	0	0.00
MAGPIES GROUP - MAGPIES BELCONNEN GOLF CLUB	44,260	0	0.00	0	0	0.00	1,580	3.57	41,725	94.27	716	955	2.16	0	0.00	0	0.00
- MAGPIES CITY CLUB	106,096	0	0.00	0	0	0.00	2,721	2.56	101,018	95.21	1,768	2,357	2.22	0	0.00	0	0.00
- MAGPIES SPORTS CLUB	272,779	0	0.00	0	0	0.00	15,967	5.85	251,125	92.06	4,265	5,687	2.08	0	0.00	0	0.00
MAWSON CLUB	259,991	5,818	2.24	0	0	0.00	38,624	14.86	215,160	82.76	0	0	0.00	389	0.15	0	0.00
MURRUMBIDGEE COUNTRY CLUB	35,708	0	0.00	0	0	0.00	887	2.48	34,821	97.52	0	0	0.00	0	0.00	0	0.00
NATIONAL PRESS CLUB	15,689	15,309	97.58	0	0	0.00	380	2.42	0	0.00	0	0	0.00	0	0.00	0	0.00
SPANISH AUSTRALIAN CLUB	15,818	0	0.00	0	0	0.00	2,418	15.29	13,400	84.71	0	0	0.00	0	0.00	0	0.00
TUGGERANONG RUGBY UNION GROUP - CHISHOLM SPORTS CLUB	276,615	6,762	2.44	0	0	0.00	31,065	11.23	216,970	78.44	10,138	13,517	4.89	8,301	3.00	0	0.00
- LANYON VALLEY RUGBY UNION & AMATEUR SPORTS CLUB	294,673	6,311	2.14	0	0	0.00	30,951	10.50	206,444	70.06	13,734	18,312	6.21	32,655	11.08	0	0.00
- TOWN CENTRE SPORTS CLUB	502,420	8,103	1.61	0	0	0.00	43,324	8.62	400,681	79.75	14,960	19,947	3.97	30,365	6.04	0	0.00
- TUGGERANONG VALLEY RUGBY UNION CLUB	830,057	9,809	1.18	0	0	0.00	46,438	5.59	634,166	76.40	62,522	83,363	10.04	56,281	6.78	0	0.00
WODEN TRADESMEN'S UNION CLUB	344,982	181,242	52.54	0	0	0.00	20,771	6.02	136,967	39.70	2,340	3,120	0.90	2,882	0.84	0	0.00
YOWANI COUNTRY CLUB	26,533	4,446	16.76	0	0	0.00	1,762	6.64	850	3.20	1,000	1,333	5.02	18,142	68.38	0	0.00
TOTALS	12,713,591	1,052,853	8.28	57,691	76,921	0.60	1,020,923	8.03	8,230,247	64.74	465,937	621,250	4.89	1,660,263	13.06	51,134	0.40



Licensee Name	Number of Machines as of 30/06/14	GGMR (\$)	Contributions Total (\$)	Charitable & Social Welfare		Problem Gambling		Problem Gambling Assistance Fund Levy		Sport & Recreation		Women's Sport		Non-Profit Activities		Community Infrastructure	
				(\$)	% of Total	(\$)	% of Total	(\$)	% of Total	(\$)	% of Total	(\$)	% of Total	(\$)	% of Total	(\$)	% of Total
CIVIC PUB	10	45,182	286	0	-	0	-	286	100.00	0	-	0	-	0	-	0	-
FYSHWICK TAVERN	10	120,893	719	0	-	0	-	719	100.00	0	-	0	-	0	-	0	-
KAMBAH INN	10	54,772	1431	0	-	0	-	431	30.12	1,000	69.88	0	-	0	-	0	-
KINGSTON HOTEL	10	65,552	355	0	-	0	-	355	100.00	0	-	0	-	0	-	0	-
MOBY DICK'S TAVERN	2	14,884	92	0	-	0	-	92	100.00	0	-	0	-	0	-	0	-
MERCURE CANBERRA HOTEL	10	36,770	251	0	-	0	-	251	100.00	0	-	0	-	0	-	0	-
O'NEILL'S IRISH PUB	0	46,075	0	0	-	0	-	0	-	0	-	0	-	0	-	0	-
O'NEILL'S OF DICKSON	2	0	0	0	-	0	-	0	-	0	-	0	-	0	-	0	-
PJ O'REILLY'S TUGGERANONG	2	43,662	3251	0	-	0	-	228	7.01	2,500	76.90	0	-	523	16.09	0	-
STATESMAN HOTEL MOTEL	10	31,787	2312	275	11.89	0	-	219	9.47	1,818	78.63	0	-	0	-	0	-
WOOD DUCK INN	2	8,535	43	0	-	0	-	43	100.00	0	-	0	-	0	-	0	-
TOTALS	68	468,112	8,740	275	3.15	0	0.00	2,624	30.02	5,318	60.85	0	0.00	523	5.98	0	0.00

**Contributions to Registered Parties and Associated Entities  
Reported by Licensees for 2013-14**

<b>Licensee</b>	<b>Reported Political Contributions (\$)</b>
Canberra Highland Society & Burns Club	2,909
Canberra Labor Group	
- Canberra Labor Club	2,508,992
- City Labor Club	200
- Ginninderra Labor Club	6,000
- Weston Creek Labor Club	840
Canberra Raiders Group	
- Raiders Gungahlin	418
- Raiders Belconnen	800
Canberra Southern Cross Club Group	
- Southern Cross Club	1,491
Canberra Southern Cross Club Group	
- Southern Cross Club Jamison	136
Canberra Tradesmen's Union Club	9,982
Eastlake Football Club Group	
- Eastlake Football Club	327
Italo Australian Club	740
Woden Tradesmen's Union Club	2,205
<b>TOTAL</b>	<b>2,535,040</b>