



ACT
Government



GAMBLING PARTICIPATION IN THE ACT

In 2019

60%

of ACT adults
had
participated in a
gambling
activity in the

In previous years participation rates were:

2014 **55%**

2009 **70%**

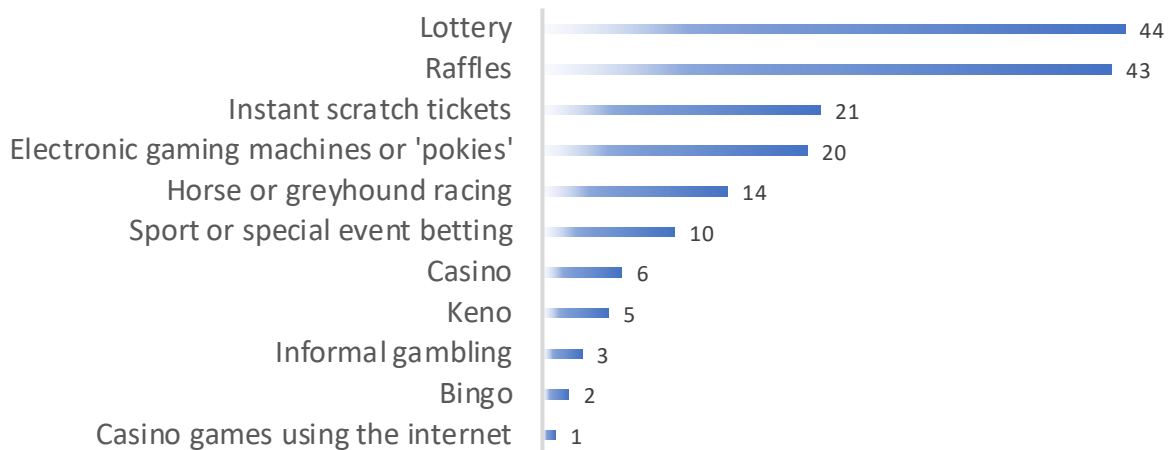
In 2019 the ACT Gambling and Racing Commission funded the 4th ACT gambling survey.

The Australian National University interviewed 10,000 adults about their gambling activities and attitudes.

This was the first gambling survey in the ACT to conduct interviews using mobiles as well as landlines.

All analyses have been weighted to represent the whole ACT adult population.

PARTICIPATION IN GAMBLING ACTIVITIES AS A PROPORTION OF THE ACT ADULT POPULATION (%)



**ACT GAMBLING
COUNSELLING &
SUPPORT SERVICE**
Phone: 1800 858 858

gambling help Online

www.gamblinghelponline.org.au



GAMBLINGHELPLINE
1800 858 858
24/7 • FREE • CONFIDENTIAL



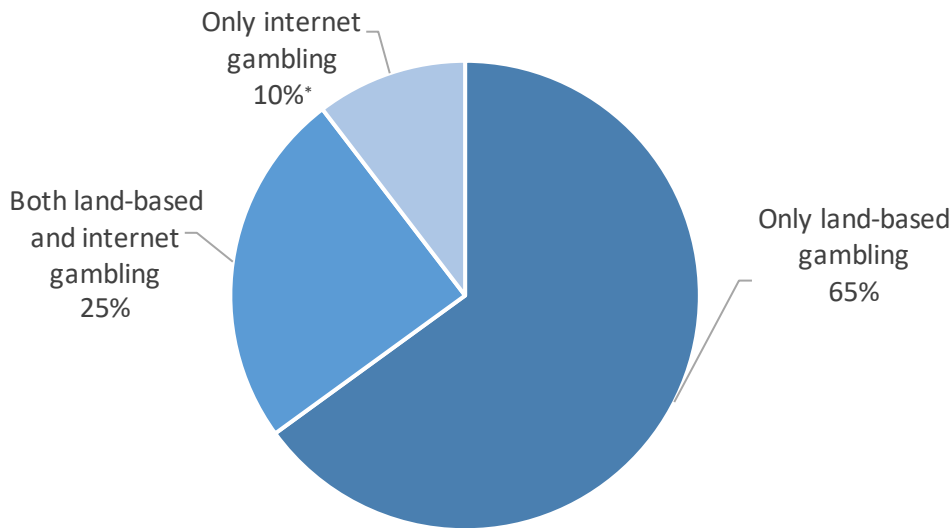
ACT
Government



GAMBLING USING THE INTERNET IN THE ACT

In 2019, 21% of the ACT adult population gambled using the internet.
This increased from 2014, when 8% of the ACT adult population gambled using the internet.

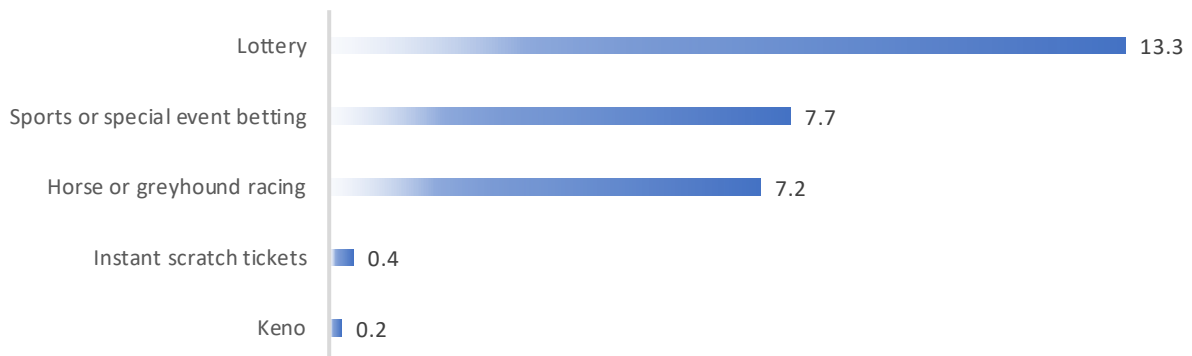
MODE OF GAMBLING AS A PROPORTION OF GAMBLERS



* After removing people who only bought lottery tickets 5% of gamblers only gambled online

The most common internet gambling activity was purchasing Lottery Tickets, followed by betting on sports or special events.

GAMBLING USING THE INTERNET AS A PROPORTION OF THE ACT ADULT POPULATION (%)



**ACT GAMBLING
COUNSELLING &
SUPPORT SERVICE**
Phone: 1800 858 858

gambling help **Online**
www.gamblinghelponline.org.au

GAMBLINGHELPLINE
1800 858 858
24/7 • FREE • CONFIDENTIAL